



Student Handbook

Batch 2017/2018



Faculty of Medicine and Allied Sciences
Rajarata University of Sri Lanka

January 2019

Student Handbook

Batch 2017/2018

Faculty of Medicine and Allied Sciences

Rajarata University of Sri Lanka

Edition: January 2019

The information in this publication was correct at the time of printing. This Student Handbook is subjected to be reviewed and changed from time to time. This is continuously revised and updated as and when necessary and policies may change in the course of any given academic year. We therefore suggest that you check the latest Handbook to confirm policies and requirements in effect at any given time.

Edition	January 2019
Editorial Committee	Prof. Sisira Siribaddana Dr. PHG Janaka Pushpakumara
Drawings by	Dr. CS Paththinige Dr. PHG Janaka Pushpakumara
Photographs courtesy of	Dr. CS Paththinige Prof. SB Agampodi Computer Laboratory
Cover Design by	Dr. PHG Janaka Pushpakumara

Faculty of Medicine and Allied Sciences
Rajarata University of Sri Lanka
Jaffna Road
Saliyapura, Sri Lanka
50008
Web: <http://www.rjt.ac.lk/med/>
Tel: (+94)252234462 Fax: (+94) 252234464

Contents

	Page
Greetings from the Dean	1
The Declaration of Geneva	2
1. Rajarata University of Sri Lanka	3
1.1 Organizational structure of the University	3
1.2 Faculties of the University	3
2. Faculty of Medicine and Allied Sciences – Saliyapura	5
2.1 Vision of the faculty	6
2.2 Mission of the faculty	6
2.3 Location and the ground plan	6
2.4 Working hours of the faculty	6
2.5 Academic and Administrative Structure	6
2.6 Academic Program Coordinators	6
2.7 Administrative staff	10
2.7.1 Dean and Office of the Dean	10
2.7.2 Assistant Registrar	10
2.7.3 Assistant Bursar	10
2.8 Centers & Units to support academic and administrative activities	11
2.8.1 Student services Unit	11
2.8.2 Maintenance & transport Unit	11
2.8.3 Accounts branch	12
2.8.4 Examination division	12
2.8.5 Internal Quality Assurance Cell (IQAC)	12
2.8.6 Office of the Higher Degree, Research and Publication Committee (HDRPC)	13
2.8.7 Office of the Ethics Review Committee (ERC)	13
2.9 Academic Departments	
2.9.1 Department of Anatomy	14
2.9.2 Department of Biochemistry	16
2.9.3 Department of Physiology	17
2.9.4 Department of Microbiology	18
2.9.5 Department of Parasitology	19
2.9.6 Department of Pharmacology	20
2.9.7 Department of Pathology	21
2.9.8 Department of Community Medicine	22

2.9.9	Department of Forensic Medicine	23
2.9.10	Department of Family Medicine	23
2.9.11	Department of Medicine	24
2.9.12	Department of Surgery	25
2.9.13	Department of Pediatrics	26
2.9.14	Department of Gynaecology and Obstetrics	27
2.9.15	Department of Psychiatry	28
2.9.16	Medical Education Unit	29
2.9.17	Radiology & Anesthesiology Unit	29
2.10	Academic Supporting Centers	30
2.10.1	Library	30
2.10.2	Computer Laboratory	31
3.	Academic Programme	32
3.1	Intended Learning Outcomes of the Medical Course	32
3.2	Rules of the Medical Course	32
3.3	MBBS Academic programme	32
3.3.1	Foundation course for medical studies	32
3.3.2	Year 1 and 2	33
3.3.3	Year 3	35
3.3.4	Year 4	37
3.3.5	Year 5	38
3.3.6	Outline of the Clinical Programme	39
3.4	Criteria for awarding class for the MBBS Degree	40
3.5	Criteria for awarding Gold Medals	40
3.5.1	2 nd MBBS Examination	40
3.5.2	3 rd MBBS Examination	41
3.5.3	Final MBBS Examination	42
3.6	Criteria for awarding the Dean's Award	43
3.7	Common merit list	44
3.8	Internship	44
4.	Rules and regulations pertaining to examinations	45
4.1	General examination rules and regulations	45
4.2	Examination Irregularities and Punishments	48
4.3	Examination rules applicable to the MBBS degree course	51

5. Discipline and conduct	53
5.1 General rules and regulations	53
5.2 Ragging	55
6. Services	56
6.1 Student counseling services	56
6.2 Health services	56
6.3 Accommodation	57
6.4 Financial support and scholarships	58
6.5 Library	58
6.6 Reading room	59
6.7 Internet Services and Computer Laboratory	59
6.8 Faculty website	59
6.9 English Language Teaching Unit (ELTU)	59
6.10 Cafeteria facilities	59
6.11 Drinking water facilities	59
6.12 Sports facilities	59
6.13 Cultural activities	60
6.14 Banking facilities	60
6.15 Postal services	60
6.16 Other facilities	60
6.17 Students' union	60
7. University Life	61
8. Affiliated Hospitals and Field Practice Areas	62
8.1 Teaching Hospital, Anuradhapura	62
8.2 Field Practice Areas, Hospitals and Centers	65
9. Annexure 1: Application form for special leave	66
10. Annexure 2: Prohibition of Ragging and Other Forms of Violence in Educational Institutions Act, No. 20 of 1998	67

Greetings from the Dean



On behalf of the staff of the Faculty of Medicine & Allied Sciences, Rajarata University of Sri Lanka, I welcome all the new students. We expect you to have a rewarding educational experience at our institution as you prepare for careers as clinicians, teachers and scientists. We are committed to providing you with an exciting and supportive environment at the classroom, laboratory, community and in the Teaching Hospital at Anuradhapura.

Once you enter medical school, you also enter the profession of medicine, where the standards of practice require the highest degree of personal responsibility. You are committed to a life-long learning process. The Faculty is dedicated to ensuring that students study and learn in a supportive, caring, respectful, fair and dynamic environment so that we can help you to become caring and knowledgeable physicians.

The Student Handbook is designed to provide you not only with a reference source detailing the relevant Faculty policies and programs that affect your day-to-day functions as a student but also with a guide to an understanding of its components. As such, we hope you will find it a useful document to be read carefully and use as a reference whenever any questions concerning policy or programs arise.

This Handbook serves as a guide in assisting you with your study programs. To enhance your flexibility as you undertake your studies, the Administration and the Faculty are prepared to review and modify procedures and programs to improve overall effectiveness.

Again, welcome and best wishes for a productive medical career.

Prof. Sisira Siribaddana (MBBS, MD, FCCP, FRCP Edin, FRCP Lon)
Professor of Medicine & Chair

The Declaration of Geneva

The Declaration of Geneva was adopted by the General Assembly of the World Medical Association at Geneva in 1948 and amended in 1968, 1984, 1994, 2005 and 2006. It is a declaration of a physicians' dedication to the humanitarian goals of medicine, a declaration that was especially important in view of the medical crimes which had been committed in Nazi Germany. The Declaration of Geneva was intended as a revision of the Hippocratic Oath and a formulation of its moral truths that could be comprehended and acknowledged by modern society.

The Declaration of Geneva, as it's currently amended, reads:

At the time of being admitted as a member of the medical profession:

- I solemnly pledge to consecrate my life to the service of humanity;
- I will give to my teachers the respect and gratitude that is their due;
- I will practice my profession with conscience and dignity;
- The health of my patient will be my first consideration;
- I will respect the secrets that are confided in me, even after the patient has died;
- I will maintain by all the means in my power, the honour and the noble traditions of the medical profession;
- My colleagues will be my sisters and brothers;
- I will not permit considerations of age, disease or disability, creed, ethnic origin, gender, nationality, political affiliation, race, sexual orientation, social standing or any other factor to intervene between my duty and my patient;
- I will maintain the utmost respect for human life;
- I will not use my medical knowledge to violate human rights and civil liberties, even under threat;

I make these promises solemnly, freely and upon my honour.

1. RAJARATA UNIVERSITY OF SRI LANKA



Rajarata University of Sri Lanka was established on 7th November 1995 under section 21 of the University Act No. 16 of 1978 by amalgamating the resources of the Affiliated University Colleges in the Central, North Western and North Central Provinces. The university is located at Mihintale, a World Heritage Site, 14 km from the city of Anuradhapura and a well-known seat of learning several centuries before the beginning of the Christian era.

1.1 Organizational structure of the University

The Vice-chancellor is the academic and administrative Head of the university and he is assisted by Deans of the faculties, Registrar and Bursar (Figure 1; page 4).

Chancellor	Dr. Leel Gunasekara (CCS, BA, LLB (pt1), MA, PhD)
Vice Chancellor	Dr. Ananda Karunaratne (BSc Hons, MSc, PhD)
Registrar	Mr. AMGB Abeysinghe (BA, MA, PGDM, PGIM)
Bursar	Mr. DD Upananda (BCom(Sp), PGD(B. Admin), MBA)

1.2 Faculties of the University

The University consists of six faculties each headed by a Dean who is the academic and administrative Head of each faculty.

- Faculty of Agriculture (Puliyankulama)
- Faculty of Applied Sciences (Mihintale)
- Faculty of Management Studies (Mihintale)
- Faculty of Medicine and Allied Sciences (Saliyapura)
- Faculty of Social Sciences and Humanities (Mihintale)
- Faculty of Technology (Mihintale)

Organizational structure of the University

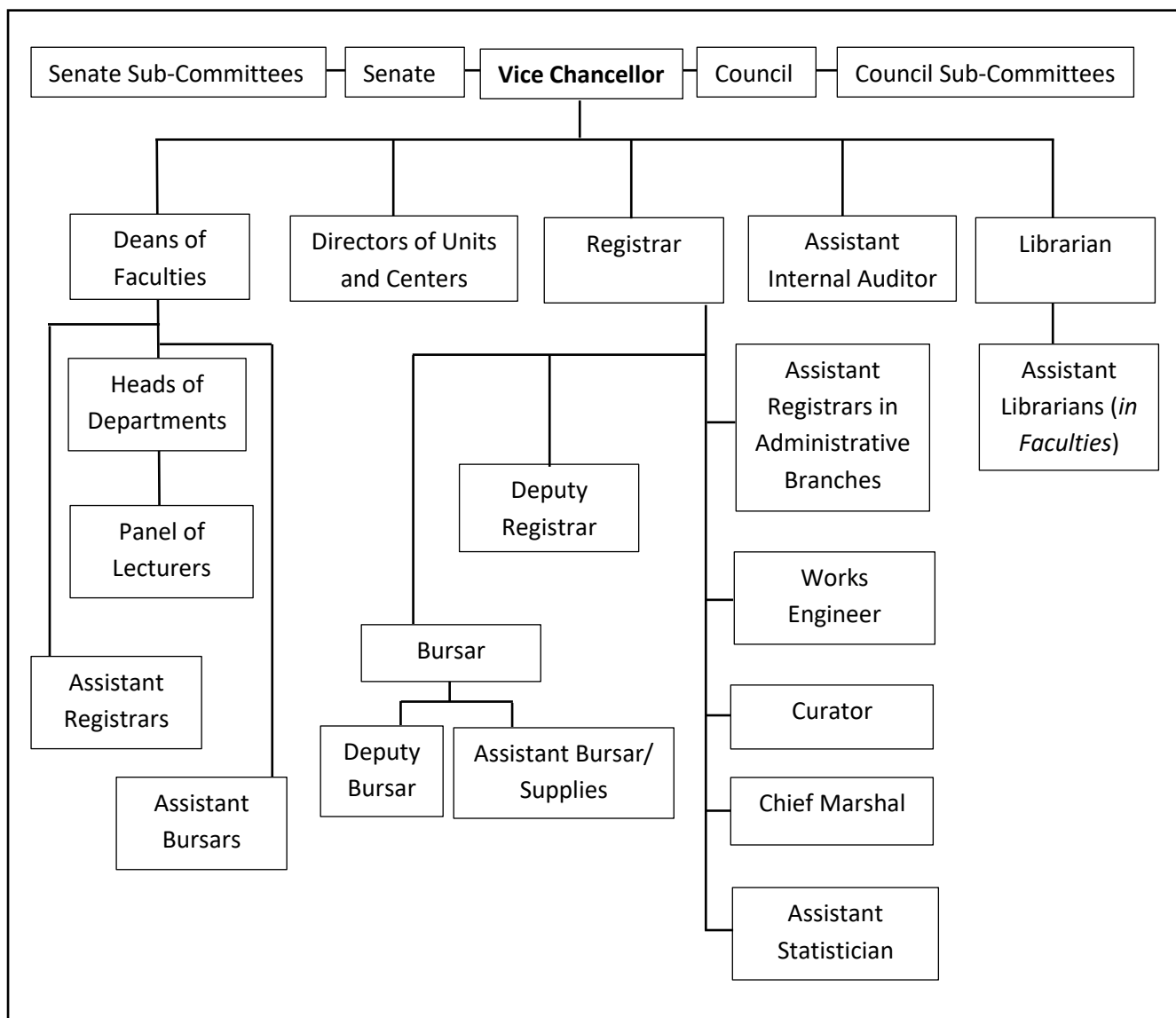


Figure 1

2. FACULTY OF MEDICINE AND ALLIED SCIENCES, SALIYAPURA



The Faculty of Medicine and Allied Sciences (FMAS), Rajarata University of Sri Lanka (RUSL) was established in July 2006, under section 21 of the University Act No. 16 of 1978.

The former Youth Ranger Training Center at Salapapura was identified as the site of the new faculty. The location is 7 km from the Anuradhapura General Hospital and 17 km from the main campus at Mihintale. The first batch of 171 medical undergraduates from 22 districts in the island were recruited to the faculty on 11th September 2006. Since then eleven batches have been admitted to the faculty. Seven batches of students have graduated to date.

The faculty is situated at a unique geographical location, Anuradhapura: with a rich history of more than 2500 years. Here lies many archeological sites and specimens including those of ancient medical heritage. This UNESCO world heritage site was the capital of Sri Lanka from the 4th century BC until the beginning of the 11th century AD. During this period it remained one of the most stable and durable centers of political power and urban life in South Asia.

The faculty comprises seventeen academic departments and units (page 13). Anuradhapura Teaching Hospital (THA), which is the third largest hospital in the country, serves as the main teaching hospital of the faculty. THA houses the University Professorial Units in the principal clinical disciplines equipped with modern diagnostic and management facilities. Staff of all Clinical Departments provide services as honorary consultants at THA. Community practice area consists of a socio-economically diverse population that enables comprehensive primary and preventive care training. Community care services that are provided by FMAS include, services for mentally disabled children, health promotional activities, outreach clinics, maternal and infant care services, especially related to averting child malnutrition and improving maternal morbidity surveillance as well as providing guidance on epidemiological studies for healthcare professionals. These services are partly integrated to the community based teaching program to ensure that students get a hands on experience in public health.

The faculty continually strives to uplift the standards of the institution, by paving the way for students to reach their full potential. The faculty has strengthened its human resources and other infrastructure facilities during the past decade. The medical curriculum underwent two major revisions in 2014 and 2016. In 2014, the faculty revised its pre-clinical medical curriculum from a traditional subject-based to a system-based curriculum with horizontal and vertical integration. Research in Medicine as well as

Personal and Professional development components were introduced as separate streams, in 2016. Throughout the short history of the faculty our undergraduates have secured high ranks in the common merit order and excelled in various postgraduate courses.

2.1 Vision of the faculty

To be the premier institution in Sri Lanka in training of health professionals.

2.2 Mission of the faculty

Faculty of Medicine and Allied Sciences is committed to train health professionals with values of highest ethical conduct and mutual respect in an environment of excellence. This would involve a holistic education in preventive and curative medicine and research and embody a desire for continuing education while recognizing responsibility for betterment of the health of people at all levels in Sri Lanka.

2.3 Location and the ground plan

The faculty is located in Anuradhapura – Jaffna main road, about 7 km from Anuradhapura city and is around 15 km from the main campus in Mihintale (Figure 2 and Figure 3; page 7-8).

2.4 Working hours of the faculty

A working week of the faculty is from Monday to Friday, and the administrative office and departments are open from 8.00 a.m. to 4.15 p.m. on these days.

Lectures are conducted from 8.00 a.m. to 4.30 p.m. on weekdays. Clinical training time schedules vary with the appointment.

2.5 Academic and Administrative Structure

The Dean is the academic and administrative Head of the Faculty and he is assisted by the Heads of the departments, Assistant Registrar and Assistant Bursar (Figure 4; page 9).

2.6 Academic Program Coordinators

Bachelor of Medicine and Bachelor of Surgery (MBBS) undergraduate course broadly divided into three programs depending on the subject content; Preclinical, Paraclinical and Clinical. Each of the program coordinated by a coordinator appointed by the Faculty Board.

Preclinical coordinator

Dr. Sampath Paththinige (MBBS, MSc)

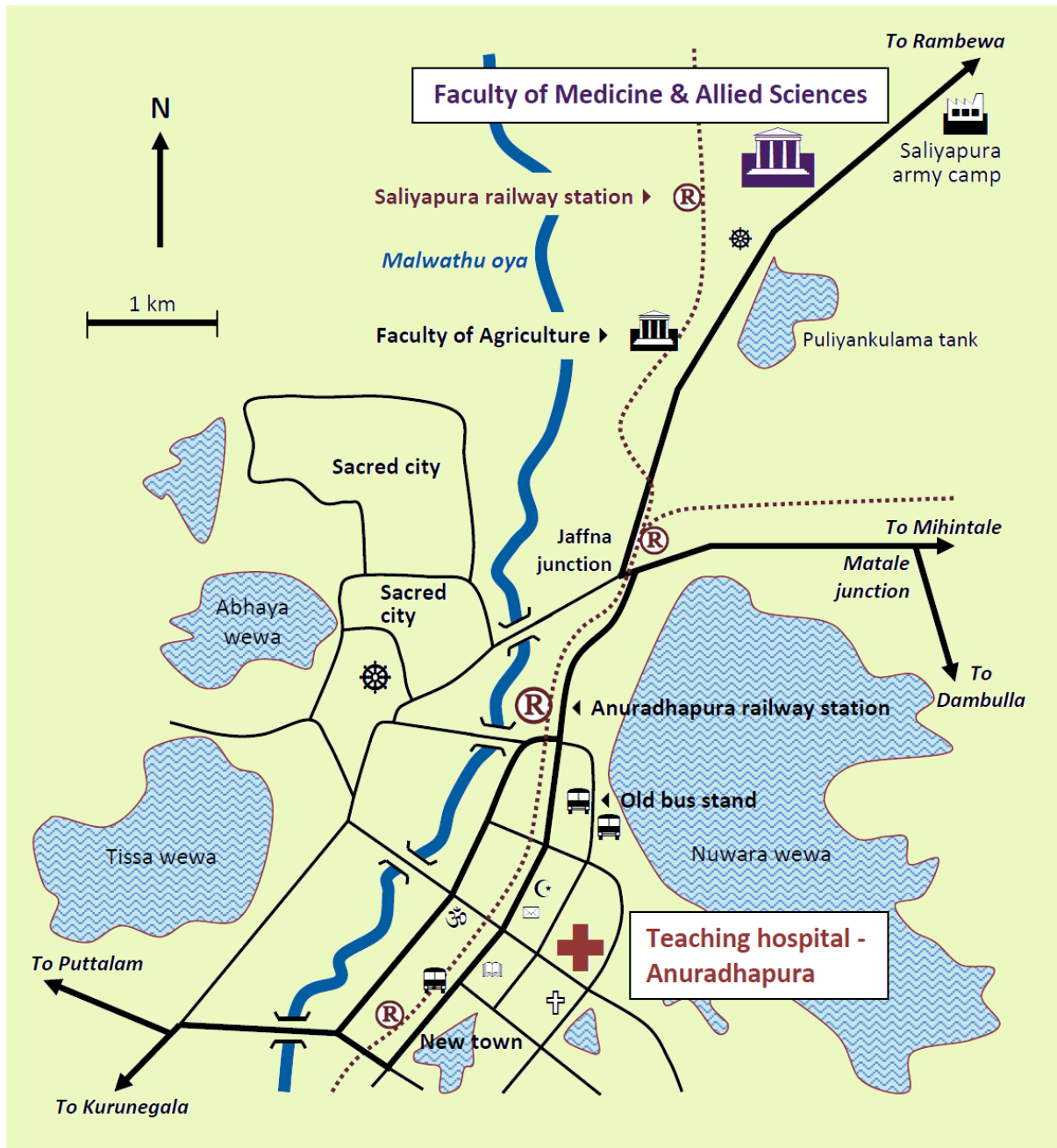
Paraclinical coordinator

Dr. Anjana Silva (MBBS, MPhil, PhD, FRSPH)

Clinical coordinator

Dr. DMA Kumara (MBBS, MD, MRCOG)

Location of Faculty of Medicine and Allied Sciences – Saliyapura and Teaching Hospital – Anuradhapura



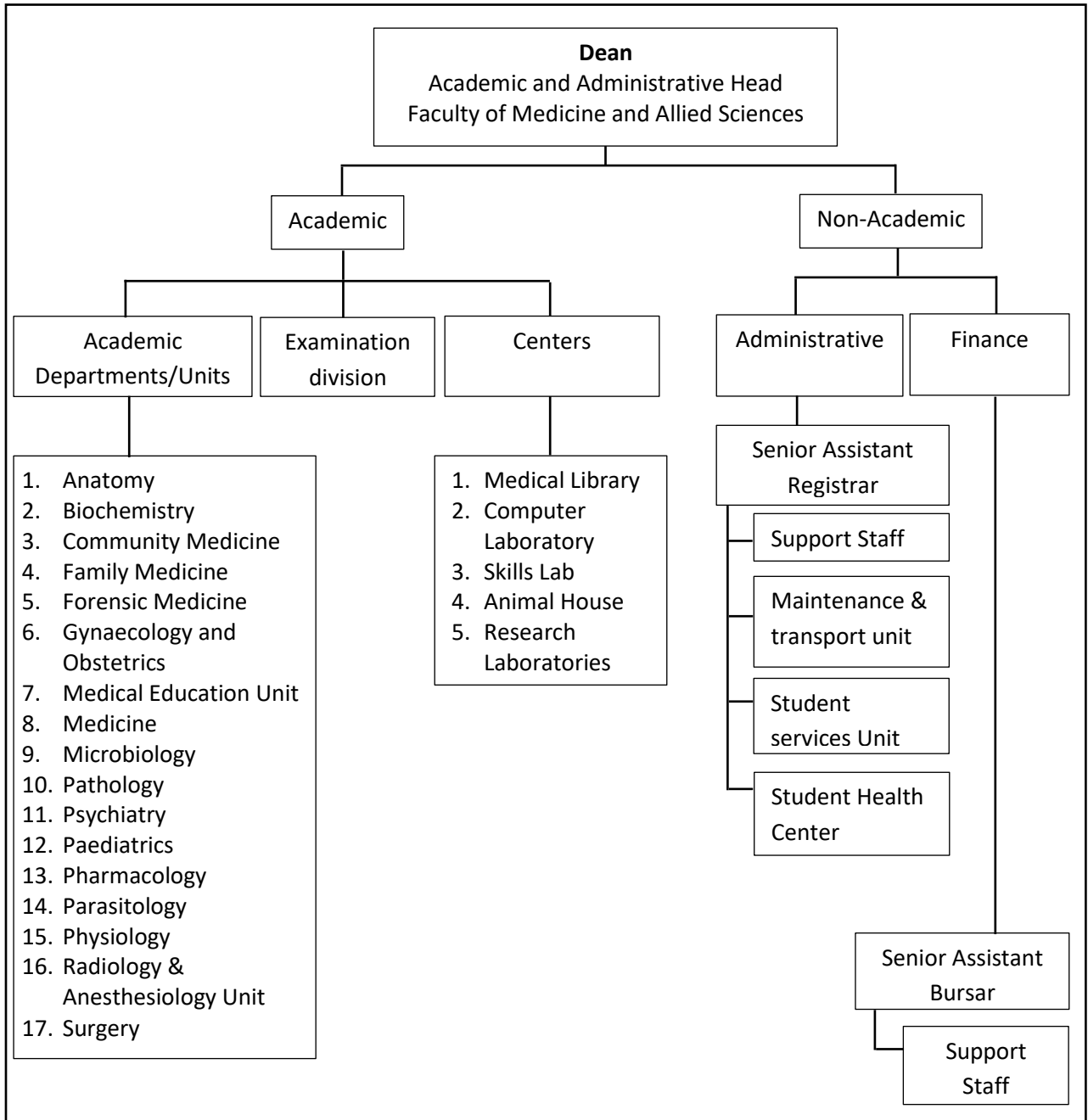
(Figure 2)

Ground Plan of Faculty of Medicine & Allied Sciences



- | | | |
|-------------|--|--|
| A - | Administration building | |
| | <u>Ground floor:</u> Accounts branch, Student services unit, Tutorial rooms | |
| | <u>First floor:</u> Dean's office, Board room, Examination unit | |
| B - | Pre-clinical building | |
| | <u>Ground floor:</u> Physiology laboratory, Histology laboratory, Dissection hall | |
| | <u>First floor:</u> Department of Anatomy (Office), Department of Physiology (Office) | |
| C - | Para-clinical building | |
| | <u>Ground floor:</u> Department of Forensic Medicine, Department of Parasitology, Department of Pharmacology, Department of Microbiology, Students' Health Center, Main research laboratory | |
| | <u>First floor:</u> Department of Biochemistry, Department of Community Medicine, Department of Pathology, Prof DJ Weilgama Laboratory | |
| | <u>Second floor:</u> Prof Sarath Edirisinghe Auditorium, Tutorial rooms/ Examination hall, Medical Education Unit, Department of Family Medicine, Internal Quality Assurance Unit, Higher Degrees, Research and Ethic Review Committee office, AV unit, Research laboratories, Staff common room | |
| D - | <u>Ground floor:</u> Lecture hall, <u>First floor:</u> Prof PAJ Perera Laboratory | |
| E - | Prof Malkanthi Chandrasekara auditorium | F - Computer Laboratory |
| G - | Main Library | H - Cafeteria, Students' common room |
| I - | New lecture hall | J - Students' hostel complex (<i>Sarasavi Madura</i>) |
| K - | Students' hostel | L - Pavilion, gymnasium |
| M - | Milk bar | N - Cadaver preservation and storage room |
| O - | Arts room | P - Vehicle park |
| Q - | Animal House | S - Shrine room |
| PO - | Post Office | BOC - Bank of Ceylon - Medical Faculty branch ATM |
| SQ - | Staff quarters | T - Toilets |

Academic and Administrative Structure of the Faculty of Medicine & Allied Sciences



(Figure 4)

2.7 Administrative Staff

Dean and Office of the Dean

Prof. Sisira Siribaddana (MBBS, MD, FCCP, FRCP Edin, FRCP Lon)

Dean / Founder Professor & Chair, Department of Medicine

Faculty of Medicine & Allied Sciences

Rajarata University of Sri Lanka, Saliyapura

Phone: +9425 2234462, Fax: +9425 2234464

(Please contact Ms. HMHEK Hellarawa, PA to Dean, for appointments)

Office of the Dean

Phone: +9425 2226276, Fax: +9425 2234464

Clerical staff

Ms. T Amirthavarshani

English stenographer

Ms. HMHEK Hellarawa

Management assistant

Ms. HTI Anuradhi

Management assistant (temporary lecturers,
non-academic staff) (Email: anuradhi.iresha@yahoo.com)

Ms. ARTK Nawarathna

Management assistant (visiting staff)
(Email: rasikanawarathna92@gmail.com)

Support staff

Mr. FFSL Telin

In charge of Professorial Unit auditorium

Mr. SNM Sirisena

Supportive staff

Ms. MLL Jayasundara

Supportive staff

Mr. AVC Nishantha

In charge of lecture halls

Assistant Registrar

Ms. V Kirushnananthi (BSc)

Assistant Registrar, Faculty of Medicine & Allied Sciences

Rajarata University of Sri Lanka, Saliyapura

Phone: +9425 2234463

Assistant Bursar

Ms. RMS Rathnayake (BSc)

Assistant Bursar Faculty of Medicine & Allied Sciences

Rajarata University of Sri Lanka, Saliyapura

Phone: +9425 2226253

2.8 Centers & units to support academic and administrative activities

2.8.1 Student services Unit

The uppermost function of the Student Services Unit (SSU) is focusing on the creation of a device to facilitate the students of the FMAS to achieve a higher quality medical education. SSU of FMAS provides a wide range of services for the convenience of the students to achieve the above objective. Therefore, it works in collaboration with several centers and units of the faculty.

SSU provides following services:

- Distribution of student handbooks and record books
- Arranging and distribution of student identity cards
- Maintaining personal files of the students
- Preparing students' albums
- Preparing and issuing studentship letters
- Issuing progress reports
- Coordinating Mahapola scholarship & bursary related activities
- Coordinating Saubhagya scholarship related activities
- Coordination of arrangements related to clinical appointments
- Preparing and issuing of student registers for clinical appointments
- Coordination of activities related to student hostel facilities
- Display clinical schedule of the faculty in the notice board
- Calling entry forms and issuing the admissions for all main examinations

Staff Ms. WDTN Seneviratne
 Mr. JMCP Ranathunga

Contact Info. Phone: +9425 2226276 (Ext: 3571)

2.8.2 Maintenance & transport unit

Conducting and coordinating maintenance work of the faculty and provision of transport services for students* and staff* are the main functions of the unit (*with prior approval from the SAR).

Staff

Ms. AACD Abeysinghe	Management Assistant (transport and canteen)
Mr. HGS Pushpalal	In charge of Maintenance Unit
Mr. RM Jayamaha	Supportive staff/ Maintenance Unit
Mr. HM Premathilaka Banda	Driver/Dean's official vehicle
Mr. AC Amarasinghe	Driver/Faculty bus

2.8.3 Accounts branch

The accounts branch coordinate and conduct all the finance related services of the faculty.

Staff

Mr. BMA Basnayake	Shroff
Mr. SSK Dharmasena	Store keeper
Mr. HCS de Silva	Management Assistant (Book Keeping)
Ms. MC Pathmaraja	Management Assistant
Ms. PHMDK Herath	Supportive staff
Ms. RMLMKR Bambaragama	Supportive staff

Contact Info. Phone: +9425 2226253

2.8.4 Examinations division

During the MBBS programme, a student has to appear in about 40 examinations. Therefore, the faculty organizes about 40 examinations and approximately 12 repeat examinations for each batch of students.

Because of the physical separation from the main University location and for other reasons Faculty of Medicine and Allied Sciences is conducting the exams separately. Faculty of Medicine and Allied Sciences has a separate Examination Unit, which is under a Director of Examinations who shall be appointed by the Dean and approved by the Faculty Board. The Examination division of the faculty is organizing the examinations with the assistance of the departments.

Director/Examinations: Dr. PHGJ Pushpakumara (MBBS, PgD(Psych), MPhil)

Clerical staff: Ms. HMHS Nawarathna

Contact Info. Phone: +9425 2226276 (Ext: 3573)

2.8.5 Internal Quality Assurance Unit (IQAU)

In recognition of the importance of quality enhancement of the University education in a formal, transparent and accountable manner, and responding to the global and local trends in quality assurance, FMAS established its IQAU. All quality related aspects of the academic programme, research, services and environment of the faculty come under the wings of IQAU. It represents all stakeholders for quality within the Faculty, including academic staff, medical students, administrative staff and non-academic staff. It implements corrective actions or makes recommendations to uplift the quality of the faculty where necessary.

Chairperson Dr. Subhashinie Senadheera (BSc Hons, PhD)

Secretary Dr. PHGJ Pushpakumara (MBBS, PgD(Psych), MPhil)

2.8.6 Office of the Higher Degree, Research and Publication Committee (HDRPC)

FMAS offers the following higher degrees in selected areas of study:

Doctoral Degrees:	1. Doctor of Science (DSc) 2. Doctor of Philosophy (PhD)
Master Degrees	1. Master of Philosophy (MPhil)

Chairperson	Prof. Sisira Siribaddana (MBBS, MD, FCCP, FRCP Edin, FRCP Lon)
Secretary	Dr. Anjana Silva (MBBS, MPhil, PhD, FRSPH)

Staff Mr. LADHR Wijayathunga

Contact Info. Phone: +94 252053633 email: hdcfmas@gmail.com

2.8.7 Office of the Ethics Review Committee (ERC)

ERC provides independent guidance, advice and decision on health research or other specific research protocols involving human subjects. The primary objectives of the ERC/FMAS/RUSL is to protect the physical, psychological, social welfare, rights, dignity and safety of human participants used in research, while taking into account the interests and needs of researchers and the integrity of FMAS/RUSL. The ERC facilitates ethical research through efficient and effective review and monitoring processes, to promote ethical standards of human research and to review research in accordance with the Guidelines of the Forum of Ethics Review Committees in Sri Lanka (FERCSL Guidelines) and relevant national and international guidelines.

ERC has been a recognized ethics review committee by the Ministry of Health, Sri Lanka, since 2013. In May 2017, it was accredited by the Subcommittee on Clinical Trials (SCOCT) of the National Medicines Regulatory Authority (NMRA), Sri Lanka as the seventh ERC in Sri Lanka which can review and approve clinical trials. Further, ERC received SIDCER-FERCAP recognition in 2017. ERC is an institutional member of Forum of Ethics Review Committees in Sri Lanka (FERCSL). And, it is registered at U.S. Department of Health and Human Services as an institutional review board.

Information related to the application procedure and ethics review evaluation process is available in ERC website (<http://www.rjt.ac.lk/med/index.php/ethic-review-committee>).

Chairperson	Prof. Suneth Agampodi (MBBS, MSc, MD, MPH, FRSPH)
Vice-chairperson	Dr. Nuwan Premawardhana (MBBS, MD)
Co-secretaries	Dr. PHGJ Pushpakumara (MBBS, PgD(Psych), MPhil) Dr. MGRSS Gunathilake (MBBS)
Staff	Mr. LADHR Wijayathunga

Contact Info. Phone: +94 252053633 email: ethicsreviewcommittee@gmail.com

2.9 Academic Departments

2.9.1 Department of Anatomy

(Phone: +9425 2234465)



The Department of Anatomy was officially founded in September 2006 and is one of the major departments of the faculty playing a pivotal role in preparing students for higher medical education. The basic objectives are the acquisition of a comprehensive knowledge in anatomy and skills that would be reflected eventually in the clinical domain.

The department has three laboratories and three museums.

Dissection laboratories: Dissection of human body is a significant means to learn the subject of Anatomy and gross anatomy. Dissection laboratories have infrastructure to accommodate 180 students at a time.

Histology laboratory: The laboratory is equipped with modern binocular microscopes with slide preparation facilities that help students understand the microscopic structure of human organs and the organization of tissues. A separate microscope is provided to each student for their practical assignments. The department has a vast range of histology slides including high-tech slides from the laboratory of University of North Carolina.

Cadaver preservation laboratory: Cadaver preservation laboratory is one of the featuring sections in the department as it has state-of-the-art cadaver coolers and preservation tanks.

Osteology museum: Museum of osteology houses a large number of human bones and skeletal models to facilitate the process of students' learning.

Radiology museum: A range of X-Rays, CT and MRI films with visual aids are provided in the museum to illustrate the radiological anatomy of the human body.

Gross anatomy museum: The dissected human body parts, models of the human body and developmental details of prenatal life are exhibited. Students find these museum specimens helpful in consolidating what they learnt in the dissection hall.

Staff

Head

Dr. Sampath Paththinige (MBBS, MSc) Senior Lecturer

Academic staff

Dr. SMA Jayawardana (MBBS, MSc) Senior Lecturer

Dr. (Mrs.) CL De Silva (MBBS MD) Senior Lecturer (Temporary) & Consultant Radiologist

Dr. AIS Koralegedara (MBBS) Lecturer

Dr. Wimal Abeysekara (MBBS, MS) Visiting Senior Lecturer & Consultant Surgeon

Prof. Sanjaya Adikari (MBBS, PhD) Visiting Professor in Anatomy

Technical Officers

Ms. WMGC Weerasundara

Ms KN Liyanage

Management Assistant

Mr. RMDT Ranasinghe

Support staff

Mr. SMRP Bandara

Ms. WAN Siriwardhana


Mr. PBN Pushpakumara

Mr. DPL Thilakarathne

Mr. EM Janake

2.9.2 Department of Biochemistry

(Phone: +9425 2234461)



Department of Biochemistry was established as a preclinical department parallel to the establishment of the Faculty of Medicine on the 11th of September 2006. In May 2010, the department was moved to the new three storied building from where it was initially established.

The department consists of three laboratories; one student laboratory and two research laboratories together with an office completed with partitioned rooms, a meeting place and consultation room. The department has a mini library of its own.

Staff

Head

Mr. WW Kumbukgolle (BSc Hons, MPhil) Senior Lecturer

Academic staff

Ms. EARIE Siriwardhana (BSc Hons, MPhil) Senior Lecturer

Mr. Indika Senavirathne (BSc Hons, MPhil) Senior Lecturer

Dr. HTW Weerakoon (MBBS, MPhil, PhD) Senior Lecturer

Dr. Subhashinie Senadheera (BSc Hons, PhD) Senior Lecturer

Dr. PRSRJ Bandara (MBBS) Lecturer

Technical Officer

Mr. WMBRS Gunathilaka

Mr. WT Wickramasinghe

Management Assistant

Ms. LJ Somapala

Support staff

Mr. ISK Aluthgedara

Mr. DL Jayarathne

Mr. JVJN Jayasekara

2.9.3 Department of Physiology

(Phone: +9425 2234412)



Physiology is one of the fundamental sciences taught to the medical students during the first two years of their academic program along with Anatomy and Biochemistry. The aim is to gain a comprehensive knowledge of the normal structure and function of the human body. Department of Physiology is one of the departments established at the founding of the faculty itself in September 2006. The department includes a laboratory, well equipped with instruments to assess human physiological functions, in addition to general facilities.

Staff

Head

Dr. Sujanthi Wickramage (MBBS, MPhil)

Senior Lecturer

Academic staff

Dr. AMMV Kumari (MBBS)

Lecturer

Dr. HECS Kumara (MBBS)

Lecturer

Dr. RMSI Rajapakse (MBBS)

Lecturer

Technical Officer

Ms. HMKA Jayatissa

Management Assistant

Mr. SMAB Samarakoon

Support staff

Mr. WA Lasantha Nandika

Mr. WW Haththottuwegama

2.9.4 Department of Microbiology

(Phone: +9425 2227033)



The Department of Microbiology established in July 2008 is responsible for teaching undergraduates in medical microbiology and conducting research related to infectious diseases.

The department is housed on the ground floor and second floor of the para-clinical building. It comprises a well equipped diagnostic laboratory, a research laboratory that meets national and international standards, and office rooms for academic and non academic staff.

The basic objectives are to provide an understanding of the biology of pathogenic microorganisms, interaction between the organisms and their human hosts, available treatment and preventive measures. This knowledge will guide the students to provide proper diagnosis and advice on treatment and prevention to the general public, as future medical practitioners.

Staff

Head

Ms. SC Illapperuma (BSc, MSc, MPhil)

Senior Lecturer

Academic staff

Dr. JAAS Jayaweera (MBBS, MSc (Biostat.), MPhil, PgD, MD)

Senior Lecturer

Dr. MGRSS Gunathilake (MBBS)

Lecturer

Dr. JMDD Jayasundara (MBBS)

Lecturer

Dr. Mahen Kothalawala (MBBS, PgD, MD, MPH)

Visiting Senior Lecturer

Dr. Thushara Senanayaka (MBBS, PgD, MD)

Visiting Senior Lecturer

Dr. Rohitha Muthugala (MBBS, PgD, MD)

Visiting Senior Lecturer

Dr. Saranga Sumathipala (MBBS, PgD, MD)

Visiting Senior Lecturer

Technical Officers

Mr. AHAK Priyadarshana

Mr. KMR Premathilaka

Management Assistant

Mr. SMES Galagoda

Support staff

Mr. WGPM Thilakarathna



The department of Parasitology is strongly committed to equip medical undergraduates with sound knowledge, skills and attitudes on tropical diseases. Further, the department endeavors to generate knowledge on tropical diseases of interest in the region as well as the country through innovative research. In addition, the department provides diagnostic services, related to tropical diseases, to the healthcare system. Novel and innovative approaches towards the development of affordable diagnostics for tropical diseases also becomes a key focus of the department.

The Department of Parasitology has its own departmental space with fully equipped diagnostic and research laboratories for students. In addition, the department maintains an animal house to facilitate the laboratory animal research and maintains, the multi-disciplinary laboratory.

Staff

Head:

Dr. Anjana Silva (MBBS, MPhil, PhD, FRSPH)

Senior Lecturer

Academic staff

Dr. Kosala Weerakoon (MBBS, MPhil, PhD, FRSPH)

Senior Lecturer

Dr. WGSS Waidyanatha (MBBS)

Lecturer

Prof. JS Edirisinghe (MBBS, MSc, PhD, MD)

Visiting Professor

Prof. DJ Weilgama (BVSc, MVSc, PhD)

Visiting Professor

Technical Officers

Mr. MWPK Gamage

Mr. RDN Pathirana

Mr. HANS Hettiarachchi

Management Assistant

Ms. DMSM Dissanayake

Support staff

Mr. TW Elpitiya

Mr. DMRL Dissanayake

2.9.6 Department of Pharmacology

(Phone: +9425 2227034)



The Department of Pharmacology was founded in 2006. It was originally established with one visiting Professor (Prof. R.L. Jayakody) and two probationary lecturers. The department evolved rapidly to face timely important challenges of the area.

One of the main aims of the department is to develop an understanding of fundamental mechanisms in chemical physiology and pathology, in the action of drugs, and in toxicology. In addition, rational prescription is one of the main objectives. Further, the department plays a vital role in research related to chronic kidney disease of unknown origin.

Staff

Head

Prof. Channa Jayasumana (MBBS, PhD, FRCP Edin) Professor in Pharmacology

Academic staff

Dr. TKPK Kaluarachchi (BDS, PhD) Senior Lecturer (Temporary)
Dr. D Rathish (MBBS) Lecturer

Technical Officer

Ms KDIM Dissanayake

Support staff

Mr. RRP Bandara



The Department of Pathology is involved in undergraduate teaching, research and diagnostic work. The main teaching commitment of the department is for the 3rd and 4th year medical undergraduates. Diagnostic haematological procedures are being conducted since 2015. The department aims to produce medical graduates who are able to link the cause and effects of disease and to apply this knowledge in providing optimal patient care. The department is in the process of establishing a histopathology laboratory. The department houses a museum of pathological specimens, which is extensively used by the students.

Staff**Head**

Dr. Vasana Mendis (MBBS, D Path, MD Haematology) Lecturer & Consultant Haematologist (Act.)

Academic staff

Dr. RDK Medonsa (MBBS, D Path, MD Histopathology) Lecturer

Dr. TD Ekanayake (MBBS) Lecturer

Seconded from Health Ministry

Dr. RAWN Karunarathne (MBBS, D Path, MD) Consultant Histopathologist

Technical Officers

Mr. CS Senevirathna

Ms. DAGM Dolewatta

Support staff

Mrs. TMNK Thennakoon

2.9.8 Department of Community Medicine

(Phone: +9425 2226252)



The Department of Community Medicine is the premier center for public health training and research in Rajarata area. The primary mission of the Department of Community Medicine is to develop an outstanding academic environment for undergraduate and postgraduate training in public health and Community Medicine through unique blend of traditional Community Medicine teaching and hands on public health experience.

The department is devoted to the promotion of public health through education, research and community service. It conducts internationally renowned cross cutting interdisciplinary research into a wide range of public health issues including neglected tropical diseases and maternal and child health. The department features numerous opportunities for community-based student learning, experience in real life public health interventions and outreach programs and partnerships that promote health and the quality of life in rural population in Rajarata area.

Staff

Head

Dr. WAND Wickramasinghe
(MBBS, Dip(OH&S), MSc (App. Epid.), MSc, MD, FRSPH) Senior Lecturer

Academic staff

Prof. Suneth Agampodi (MBBS, MSc, MD, MPH, FRSPH) Chair, Professor of Community Medicine & Consultant Community Physician

Dr. Thilini Agampodi (MBBS, MSc, MPH, PhD, FRSPH) Senior Lecturer

Dr. YPJN Warnasekara (MBBS, MPH, FRSPH) Lecturer

Dr. GS Amarasinghe (MBBS, PgD-PH) Lecturer

Postdoctoral Fellow

Dr. Manjula Weerasinghe (BSc (Sp.), MSc, PhD)

Technical Officer

Mr. PMG Perera

Management Assistant

Ms. IGM Ilukwaththa

Support staff

Ms. LJ Weerakkody

2.9.9 Department of Forensic Medicine

(Phone: +9425 2235276)



The department of Forensic Medicine was established in 2008 in the Para-clinical Coordinator's office in the Administrative building. The department moved to its own premises in 2010, located in the west side of the ground floor of the new Para-clinical building.

Department is equipped with a Forensic-Pathology museum, which is extensively used by students. The department functions in close association with the Teaching Hospital Anuradhapura.

Staff

Head

Dr. AB. Senaviratne (MBBS, MD, DLM, DMJ)

Senior Lecturer & Consultant JMO

Management Assistant

Mr. SP Ihelagedera

Support staff

Mr. KAAR Kodithuwakku

Ms. NP Gamage

2.9.10 Department of Family Medicine

(Phone: +9425 2226276)



Family medicine is a specialty in breadth that integrates the biological, clinical and behavioural sciences. The Department of Family Medicine was established in December 2016 to enrich the MBBS curriculum with the concepts of Family Medicine; comprehensive and continuing health care in both preventive and curative contexts for the individual and family. Undergraduate teaching program will commence after finalizing the MBBS Family Medicine curriculum.

Head

Dr. PHG Janaka Pushpakumara (MBBS, PgD(Psych), MPhil)

Senior Lecturer



Department of Medicine is responsible for undergraduate and postgraduate teaching in clinical medicine and offers medical services at the Professorial Medical Unit, THA. The teaching program includes bedside teaching in the wards, clinics and the acute admission unit of the hospital, where there is a wide range of clinical problems.

The department carries out research, public engagement and advocacy. The department offices and its clinical services (wards 61 and 62) are both situated at the newly constructed modern six-storied professorial clinical building at THA. Clinical services and the research lab, that provides several educational facilities for clinical students and researchers, are situated in the first floor and the department offices are situated in the second floor. In addition, the department is equipped with a modern skills lab that provides several skills based educational facilities for students.

Staff

Head

Dr. Prasanna Weerawansa (MBBS, MD) Senior Lecturer & Consultant Physician

Academic staff

Prof. Sisira Siribaddana
(MBBS, MD, FCCP, FRCP Edin, FRCP Lon) Chair, Professor of Medicine & Consultant Physician

Dr. Senaka Pilapitiya (MBBS, MD, Diploma in Ayurveda) Senior Lecturer & Consultant Physician

Dr. Niroshan Lokunarangoda
(MBBS, MSc, MD, MRCP UK, MRCP Acute Med., MRCP Lon) Senior Lecturer & Consultant Cardiologist

Dr. Chamara Sarachchandra (MBBS, MD, MRCP) Senior Lecturer & Consultant Physician

Dr. Hemal Senanayaka
(MBBS, MD, MRCP UK, MRCP Lon, MRCP Geriatric Med., MRCPE) Senior Lecturer & Consultant Physician

Seconded from Health Ministry

Dr. Nuwan Premawardhana (MBBS, MD) Consultant Physician

Technical Officer

Mr. LVK Senarathna

Management Assistant

Ms. TGSC Ranathunga

Support staff

Mr. SAS Sugathadasa



The Department of surgery was established on 29th of April 2009 within the Saliyapura faculty premises. The fully fledged department is now located in the Professorial unit, Teaching Hospital Anuradhapura.

The Professorial unit provides teaching and training in Clinical Surgery for undergraduates and post graduates trainees along with its clinical services to a large segment of the population in the North Central Province. The service component of the department includes general surgical casualties, surgical clinics and routine surgical operations. Student teaching activities include mainly the final year surgical rotation of eight weeks. Students are exposed to round the clock patient management including clinical history taking, management decision making, investigations and critical care and trauma. Ward rounds, clinics and ward classes provide a regular opportunity for student teaching with ample clinical material.

Staff

Head

Dr. Sujeewa Thalaspitiya
(MBBS, MS, IRCAD France, FMASI India)

Senior Lecturer & Consultant Surgeon

Academic staff

Dr. Kithsiri Senanayaka
(MBBS, MD, MRCS Edin, FMAS India)

Lecturer & Consultant Surgeon (Acting)

Dr. S Srishankar
(MBBS, MD, MRCS, MRCS Edin, FRSPH)

Senior Lecturer & Consultant Surgeon

Dr. AB Jayathilaka
(MBBS, MD)

Lecturer

Technical Officer

Ms. DMMK Senavirathna

Support staff

Mr. TG Niuton

2.9.13 Department of Paediatrics

(Phone: +9425 2227708)



Department of Paediatrics was established on 20th July 2009 within the Saliyapura faculty premises. The fully fledged department is now located in the Professorial unit, Teaching Hospital Anuradhapura. It is continuing to grow up towards a fully fledged department as its physical and human resources are being continuously improving. The department is located at Professorial ward complex, THA.

The aim of the department is to train professionals, conduct research and provide services necessary for the management of diseases of infants, children and adolescents to optimize their growth and development and to allow them to achieve full potential as adults. The department aims to help trainees to achieve knowledge, skills and attitudes needed to provide healthcare services to children of all ages in any part of the country. Currently the department is primarily involved in training of medical undergraduates of FMAS. In future, the department hopes to extend its activities in the field of training post graduate students in Paediatrics, providing healthcare services for the community and in research.

Staff

Academic Head

Dr. Anuruddha Padeniya (MBBS, MD) Consultant Paediatric Neurologist & Visiting Senior Lecturer

Academic staff

Prof Lamabadusuriya Visiting professor of Paediatrics
(MBBS, PhD, DSc, FRCP Edin, FRCP Lon, FRCP Glasg, FRCPCH, FCCP, FSLCP, FSLGP, DCH)
Dr. WAJC Chandrakumara (MBBS, DCH, MD) Lecturer & Consultant Paediatrician (Acting)
Dr. GGGT Amarakoon (MBBS, DCH, MD) Lecturer
Dr. GHI Dharshika (MBBS, DCH, MD) Lecturer

Seconded from Health Ministry

Dr. Sunith Madanasingha (MBBS, MD) Consultant Pediatrician

Technical Officer

Mr. AB Herath

Management Assistant

Ms. HD Dharmasinghe

Support staff

Ms. P Subasinghe

2.9.14 Department of Obstetrics & Gynaecology

(Phone: +9425 2227707)



The Department of Obstetrics & Gynaecology being one of the clinical departments in the faculty, deals with undergraduate teaching, postgraduate training and research in many aspects of Obstetrics & Gynaecology. Furthermore, the department provides clinical services through the Professorial Obstetrics & Gynaecology units of THA. The unit consists of three wards, namely ante natal, post natal and gynaecology, equipped with all the modern facilities. Further, the department has a state of the art delivery suite with modern theatre facilities.

As the primary objective, the department provides an intellectually stimulating and friendly environment for students to learn Obstetrics and Gynaecology. In addition, producing good and competent clinicians who are capable of handling the challenges in the evolving discipline of Obstetrics and Gynaecology and providing an excellent regional training center for all medical staff and nurses in the North Central province, are within the priorities of the department.

Staff

Head

Dr. Nanadana Hettigama (MBBS, MS)

Senior Lecturer & Consultant Obs. & Gynecologist

Academic staff

Dr. DM Ajith Kumara (MBBS, MD, MRCOG)

Senior Lecturer & Consultant Obs. & Gynecologist

Technical Officer


Mr. WLG Upul

Management Assistant

Ms. BASDP Jayathilaka

2.9.15 Department of Psychiatry

(Phone: +9425 2227704)



The Department of Psychiatry was established in 2008. Undergraduate teaching was commenced for third and fourth year students in the following year. In 2012, the department was moved to the new six-storied Professorial building from where it was initially established. In January 2017, the Professorial Psychiatry ward, which is a 34-bedded inpatient facility at the THA, was opened to facilitate teaching of final year medical students.

The department is actively involved in providing a dedicated clinical service as well as teaching and research in psychiatry. The department conducts the teaching program for undergraduate medical students. The acute care unit provides in patient services and a range of out patient services.

Staff

Head

Dr. Anuprabha Wickramasinghe
(MBBS, MD, MSc, MRCPsych, CST)

Senior Lecturer & Consultant Psychiatrist

Academic staff

Dr. SMBH Abeyratne (MBBS, MD)

Lecturer & Consultant Psychiatrist (Acting)

Management Assistant


Ms. WMDP Weerasuriya

Support staff

Mr. JM Pushpakumara

2.9.16 Medical Education Unit (MEU)

(Phone: +9425 2226276)



The Medical Education Unit (MEU) was established in 2012 and it functions as a support unit to,

1. facilitate faculty staff professional development in teaching and learning
2. act as key advisory role in curriculum development and review
3. promote research in medical education.

MEU has many collaborations with local, regional and international medical education. MEU is housed on the second floor of the Para-clinical building. It comprises a studio and office rooms.

Staff

Coordinator

Dr. PHG Janaka Pushpakumara (MBBS, PgD (Psych), MPhil) Senior Lecturer

Academic staff

Dr. YGSW Jayaratne (MBBS, MD) Lecturer

2.9.17 Radiology & Anaesthesiology Unit

(Phone: +9425 2226276)



The unit was established in 2017 focusing undergraduate training and patient care services of professorial unit THA.

Staff

Academic staff

Dr. KADLP Kariyawasam (MBBS, MD) Senior Lecturer & Consultant Anesthetist

2.10 Academic Supporting Centers

2.10.1 Library

[Phone: +9425 2226389 (Faculty), +9425 2237315 (Prof unit)]



Medical library is the key medical information provider for health professionals and undergraduates in FMAS and THA. There are two library branches; one in the faculty premises at Saliyapura and the other one at Professorial Unit, THA. The Library is fully automated and integrated with KOHA Library management software and online Public Access Catalogue (OPAC) is available to access all the items of the library. Additional to the printed versions, online - database access and access to E-books are available.

The medical library is well stocked with newer editions of more than 10,000 copies of textbooks and journals. In addition, the library has a good collection of electronic learning materials (CDs/DVDs), lecture notes, past examination papers, medical newsletters, thesis and dissertation. The collection is annually updated. It has facilities to accommodate approximately 250 students. Medical faculty library is open to users from 0830h - 2215h from Monday-Friday and from 0830h - 1630h in weekends and public holidays. Professorial unit library is open to users from 1000h - 2215h from Monday-Friday and from 0830h - 1630h in Saturday. Each student is entitled to borrow a reference book (01) for overnight and a non-reference/lending book (01) for one-week loan, at a given time. Permanent reference books labeled "PR" (in red) may not be removed from the library. Fines are imposed on all books not returned by the due date. Library facilities should be accessed using student's identity card.

Staff

Senior Assistant Librarian

Ms. Thushara Wanasinghe (BBA, MSSc)

Library Assistant

Mr. MKDA Amarasinghe

Mr. GRDH Fernando

Mr. W Indrajith

Ms. K.H. Dammi Kanthi

Support Staff

Mr. ID Weerasinghe

Mr. G Piyarathne

Ms. MRA Wijerathna

Ms. HMJB Dassanayake


Contact Info.

Phone: +9425 2226389 (Faculty br.), +9425 2237315 (Prof. Unit br.)

email : medrajaratalib@yahoo.com

2.10.2 Computer Laboratory

(Phone: +9425 2227176)



Information and Communication Technology (ICT) is now part of the fabric of all levels of education. The knowledge-seeking attitude of undergraduates is greatly facilitated by resources other than the traditional printed media. ICT based learning and teaching is tremendously efficient in helping medical students to learn fast and well. The Computer Laboratory was ceremonially opened on the 13th November 2008.

Faculty of Medicine and Allied Sciences encourages the use of computing and network resources to enhance the learning and teaching environment of the faculty community. The Computer Laboratory is the main location which provides ICT resources for the students and the academic staff of the faculty. The faculty has Learning Management System (LMS) which provides students with e-resources that complement classroom and clinical teaching. In addition, computer laboratory provides ICT training for new entrants, maintenance services of the Local Area Network, Internet and networking of the faculty.

Computer laboratory of the faculty comprises 60 computers. It operates from 08.30h to 16.30h on weekdays.

Staff

Instructor in Computer Technology

Ms. Achini Irugalbandara (BSc (IT), MIT)

Technical Officers

Mr. HAJP Herath

Support staff

Mr. GPJA Dharmapala

3. ACADEMIC PROGRAMME



3.1 Intended Learning Outcomes of the Medical Course

At the end of the MBBS course the graduate should possess knowledge and competencies regarding

1. scientific knowledge for medical practice
2. skills essential for medical practice
3. ethics, attitudes and professionalism
4. leadership, interpersonal relationships and teamwork
5. research, evidence-based medicine and problem solving
6. health promotion and social, cultural and environmental perspectives on health
7. continuing professional development

3.2 Rules of the Medical Course

1. The number of attempts at the 2nd MBBS examination is **limited to four** and **passing the 2nd MBBS examination is compulsory to precede the course.**
2. The **maximum period** of study in the faculty is **10 years.**
3. **All clinical appointments should be completed before commencement of Professorial appointments.**

3.3 MBBS Academic programme

The medical programme is a fulltime course conducted over a period of five years (Figure 5; page 34).

3.3.1 Foundation course for medical studies

This consists of a 10 week course, which includes several modules relevant to the study of medicine including general English, medical English, information technology, and medical ethics. An English examination will be conducted at the end of the course and 25% marks from this will be awarded to the compulsory English examination.

Compulsory English examination

Students should pass the compulsory English examination before sitting the final MBBS examination.

3.3.2 Year 1 and 2

The modules and semester assessments during each of the semesters are as follows:

Structure of the year 1 and 2 academic programme

Semester	Modules and topics	Assessment (components of examinations)
Y1S1	ISM, Blood, CVS, RS, Nutrition, Gross anatomy (upper limb, thorax)	CA1 Anatomy (MCQ, SEQ, OSPE) CA1 Physiology (MCQ, SEQ) CA1 Biochemistry (MCQ, SEQ)
Y1S2	GIT, urinary, Reproductive, Endocrine, Nutrition, Gross anatomy (Abdomen, pelvis)	CA2 Anatomy (MCQ, SEQ, OSPE) CA2 Physiology (MCQ, SEQ) CA2 Biochemistry (MCQ, SEQ)
Y2S3	CNS & Special senses, Nutrition, gross anatomy (Head and neck, Lower limb), Revision	
Y2S4	Research in Medicine	

(CA: Continuous Assessment, CNS: Central Nervous System, GIT: Gastro-intestinal tract, ISM: Introduction to Study of Man, MCQ: Multiple Choice Questions, OSPE: Objective Structured Practical Examinations, RS: Respiratory System, S: Semester, SEQ: Structured Essay Questions, CVS: Cardiovascular System, Y: Year)

At the end of year 2 semester 3, 2nd MBBS examination will be held testing three subjects Anatomy, Physiology and Biochemistry. The components of the 2nd MBBS examination are as follows:

Year 2, 2nd MBBS examination

Subjects	Components of the 2 nd MBBS examination
Anatomy	MCQ, SEQ, OSPE, Continuous Assessment
Physiology	MCQ, SEQ, OSPE, Continuous Assessment
Biochemistry	MCQ, SEQ, OSPE, Continuous Assessment

(MCQ: Multiple Choice Questions, OSPE: Objective Structured Practical Examinations, SEQ: Structured Essay Questions)

Successful completion of 2nd MBBS examination is a prerequisite for entering the 3rd year. A student is allowed a maximum of 4 attempts to pass the above subjects. If unsuccessful after 4 attempts, the studentship will be terminated.

Year	1		2		3		4		5		
Semester	1	2	3	4	5	6	7	8	9	10	
Programme	Foundation course for medical studies										
	Anatomy, Physiology & Biochemistry		Introductory clinical appointments		MS -1		Microbiology & Parasitology		Community Medicine, Pathology, Pharmacology & Forensic Medicine		Professional Clinical Appointments & Lectures (Medicine, Surgery, Paediatrics, Psychiatry, Gynaecology & Obstetrics)
Main Exams	Personal and Professional Development (PPD) Stream										
	↑ 2 nd MBBS		↑ 3 rd MBBS (Part I)		↑ 3 rd MBBS (Part II)		↑ Final MBBS				

Figure 5: Structure of the MBBS Course

(MS-1: Medicine, Surgery -1 Appointment, MS-2: Medicine, Surgery -2 Appointment, POG: Paediatrics, Obstetrics and Gynaecology Appointment)

Award of Distinctions

At the end of 2nd MBBS, students will be awarded distinctions and medals for Anatomy, Physiology and Biochemistry based on the marks obtained. Distinctions will be awarded to the students who obtain a mark of 70% or above at the first attempt.

Foundation to clinical practice

Students are expected to follow an introductory clinical program at the Teaching Hospital Anuradhapura, following 2nd MBBS examination. Repeat examination will be held after 6 weeks from the release of the results of 2nd MBBS examination.

Research in Medicine

At the commencement of the 5th semester students will be grouped and a research should be conducted by each group under the supervision of a Senior Lecturer in the faculty. Four (4) semesters are allocated for Research in Medicine. Presentations on the research are conducted during the 8th semester (Refer section: Research in Medicine).

Personal and Professional Development (PPD) Stream

PPD stream has been included in the MBBS curriculum in 2016 to develop a graduate with values of highest ethical conduct and mutual respect. Further this stream was introduced to achieve the requirements of Sri Lanka Quality Framework (SLQF) level 06 learning outcomes; communication, teamwork and leadership, creativity and problem solving, networking and social skills, adaptability and flexibility, attitude values and professionalism and vision for life (SLQF learning outcomes 3, 4, 5, 8, 9, 10 and 11). PPD stream is conducted from year 1 to 4. Personal and professional skills module and Human Psychology and Behaviour module are coordinated and assessed by the Department of Psychiatry. Professional skills and Primary Care module and Medical Ethics Module are coordinated and assessed by the Department of Community Medicine and Department of Medicine respectively.

3.3.3 Year 3

All students who pass the 2nd MBBS examination will be allowed to proceed to the year 3 and clinical training. Students are expected to follow the clinical programme on all days other than designated holidays and the clinical programme does not follow the semester system.

Structure of year 3 academic programme

Semester	Subjects	Assessment (components of examinations)
Y3S5	Parasitology, Microbiology, Pharmacology, Pathology, Community Medicine	CA3: Parasitology (SEQ) CA3: Microbiology (MCQ, practical examination) CA3: Pharmacology (MCQ) CA3: Pathology (SEQ) Community Medicine Module I (Child health) & II (Demography) (MCQ, SEQ)
Y3S6	Parasitology, Microbiology, Pharmacology, Pathology, Community Medicine	CA4: Parasitology (MCQ) CA4: Microbiology (MCQ, OSPE) Community Medicine Module III (Maternal health) & Module IV (statistics) (SEQ)

(CA: Continuous Assessment, MCQ: Multiple Choice Questions, OSPE: Objective Structured Practical Examinations, S: Semester, SEQ: Structured Essay Questions, Y: Year)

During the year 3, semester 5 and semester 6 clinical training will be provided in the morning hours and coursework will be in the afternoon. 100% attendance is compulsory for all clinical appointments. At the end of year 3, 3rd MBBS Part-I examination will be held in the subjects Microbiology and Parasitology. The components of the 3rd MBBS Part-I examination are as follows:

Year 3, 3rd MBBS part I examination

Subject	Components of the 3 rd MBBS part 1 examination
Microbiology	MCQ, SEQ, OSPE, CA
Parasitology	SEQ, MCQ, OSPE, CA

(CA: Continuous Assessment, MCQ: Multiple Choice Questions, OSPE: Objective Structured Practical Examinations, SEQ: Structured Essay Questions)

A student who does not obtain the pass mark for Microbiology and/or Parasitology must sit for the repeat examination. 3rd MBBS Part-I examination is not a bar examination and all students could proceed to year 4.

Award of Distinctions

At the end of 3rd MBBS Part-I examination, students will be awarded distinctions and medals for Microbiology and Parasitology based on marks obtained. Distinctions will be awarded to the students who obtain a mark of 70% or above at the first attempt.

3.3.4 Year 4

During year 4, semester 7 and semester 8 short appointments and long clinical rotations at Teaching Hospital Anuradhapura will be continued in the morning hours and course work related to Pharmacology, Pathology, Community Medicine and Forensic Medicine will be conducted in the afternoons. 100 % attendance is compulsory for all clinical appointments.

Structure of the Year 4 Academic Programme

Semester	Subjects	Assessment (Components of examinations)
Y4S7	Pharmacology, Pathology, Community Medicine, Forensic Medicine	CA4 Pharmacology (MCQ) CA4 Pathology (SEQ) Community Medicine Module V (Basic epidemiology) & Module VI (Nutrition) (SEQ) CA4 Forensic Medicine
Y4S8	Pharmacology, Pathology, Community Medicine, Forensic Medicine	Community Medicine Module VII (Applied epidemiology) & Module VIII (Occupational and environmental health) (SEQ)

(CA: Continuous Assessment, MCQ: Multiple Choice Questions, S: Semester, SEQ: Structured Essay Questions, Y: Year)

At the end of year 4, 3rd MBBS Part-II examination is held including subjects of Pharmacology, Community Medicine, Pathology and Forensic Medicine. The components of the 3rd MBBS Part-II examination are as follows:

Year 4, 3rd MBBS part II examination

Subjects	Assessment (Components of examinations)
Pharmacology	MCQ, SEQ, OSPE, CA
Community Medicine	Paper 1 (Non-Communicable Diseases) – SEQ Paper 2 – SEQ, OSPHE Viva and project report for family study
Pathology	Essay, OSPE, CA
Forensic Medicine	SEQ, Essay, OSPE

(CA: Continuous Assessment, MCQ: Multiple Choice Questions, OSPE: Objective Structured Practical Examinations, OSPHE: Objective Structured Public Health Examinations, SEQ: Structured Essay Questions)

A student who does not obtain the pass mark for Pharmacology, Pathology, Community Medicine and/or Forensic medicine must sit the repeat examination. 3rd MBBS Part-II examination is not a bar examination and all students could proceed to year 5.

Award of Distinctions

At the end of 3rd MBBS Part-II examination students will be awarded distinctions and medals for Community Medicine, Pathology, Pharmacology and Forensic medicine based on the marks obtained. Distinctions will be awarded to the students who obtain a mark of 70% or above at the first attempt.

3.3.5 Year 5

Year 5, equivalent to 9th and 10th semesters, is spent entirely in clinical training in Professorial units at the TH Anuradhapura. 100% attendance is compulsory for all clinical appointments. However, afternoon lectures will be conducted by the departments of Surgery, Medicine, Gynaecology and Obstetrics, Paediatrics, Psychiatry and Anaesthesiology. At the end of the year 5, Final MBBS Examination will be held. Components of the Final MBBS examination are as follows:

Components of Final MBBS examination

Subject	Components of assessment
Medicine	Common MCQ, SEQ, Long case, Short cases, OSCE
Surgery	Common MCQ, SEQ, Long case, Short cases, OSCE, Viva
Paediatrics	Common MCQ, SEQ, Long case, Short cases, OSCE, Viva
Gynaecology and Obstetrics	Common MCQ, SEQ, Gynaecology case, Obstetrics case, OSCE
Psychiatry	Common MCQ, SEQ, MOCE, Long case, OSCE

(MCQ: Multiple Choice Questions, MOCE: Mini Observed Clinical Examination, OSPE: Objective Structured Practical Examinations, OSCE: Objective Structured Clinical Examination, SEQ: Structured Essay Questions)

The MCQ paper is common to all faculties of Medicine and is held on the same day at the same time in all the faculties. The common MCQ examination is held twice a year. The pass mark with respect to each subject is described by the UGC standing committee document (section IV). Distinctions will be awarded to the students who obtain a mark of 70% or above at the first attempt. The students will have to complete the final MBBS within ten academic years from the date of entering the university.

Please refer MBBS Curriculum 2016 for more information, available at

<http://www.rjt.ac.lk/med/index.php/curriculum>

and at the Medical Library

The List of Skills Expected from a Medically Qualified Graduate that should be acquired at the end of the MBBS course is available in the MBBS Curriculum.

3.3.6 Outline of the Clinical Programme*

Appointment		Duration	
Introductory clinical appointments (Semester 4)	Medicine	4 weeks	4 weeks
	Surgery		
	Gynaecology & Obstetrics		
	Paediatrics		
MS-1 appointments (Semester 4)	Medicine	8 weeks	16 weeks
	Surgery	8 weeks	
POG appointments (Semester 5 to 8)	Paediatrics	4 weeks	8 weeks
	Obstetrics & Gynaecology	4 weeks	
Year 3 and year 4 (Semester 5 to 8)	Medicine 2	8 weeks	16 weeks
	Surgery 2	8 weeks	
Year 3 and year 4 (Semester 5 to 8)	<u>Short appointments I</u>		24 weeks
	Neurosurgery	2 weeks	
	Oncology	2 weeks	
	Community Medicine	4 weeks	
	Dermatology	2 weeks	
	Forensic Medicine	2 weeks	
	Clinical Pathology	2 weeks	
	Orthopaedics	2 weeks	
	Anaesthesiology	2 weeks	
	Radiology	2 weeks	
	Cardiology	2 weeks	
	Rheumatology	2 weeks	
	<u>Short appointments II</u>		24 weeks
	Psychiatry	4 weeks	
Paediatrics	4 weeks		
Gynaecology & Obstetrics	4 weeks		
Neurology	2 weeks		
Respiratory Medicine	2 weeks		
ENT	2 weeks		
Eye	2 weeks		
STD	2 weeks		
Urology/Nephrology	2 weeks		
Professorial appointments (Semester 9 & 10)	Medicine	8 weeks	40 weeks
	Surgery	8 weeks	
	Paediatrics	8 weeks	
	Gynaecology & Obstetrics	8 weeks	
	Psychiatry	8 weeks	
Total			132 weeks

* All the appointments will be conducted at TH Anuradhapura

3.4 Criteria for awarding class for the MBBS Degree

<50.00	⇒ failure
≥50.00	⇒ pass
59.50 ≤ 64.50	⇒ second class lower
64.51 ≤ 69.50	⇒ second class upper
≥ 69.51	⇒ first class & distinction

3.5 Criteria for awarding Gold Medals

3.5.1 2nd MBBS Examination

Subject	Performance of Students	Criteria	Name of the Gold Medal
Anatomy	Best Performance in Anatomy	Minimum of second class upper division in 2 nd MBBS examination & distinction in Anatomy, highest aggregate in Anatomy	Prof. Malkanthi Chandrasekera gold medal in Anatomy
Physiology	Best Performance in Physiology	Minimum of second class upper division in 2 nd MBBS examination & distinction in Physiology, highest aggregate in Physiology	Prof. Malini Udupihille gold medal in Physiology
Biochemistry	Best Performance in Biochemistry	Minimum of second class upper division in 2 nd MBBS examination & distinction in Biochemistry, highest aggregate in Biochemistry	Prof. PAJ Perera gold medal in Biochemistry
2 nd MBBS overall	Best overall Performance at the 2 nd MBBS Examination	Minimum of second class upper division in 2 nd MBBS Examination, highest aggregate in 2 nd MBBS examination	Prof. PAJ Perera gold medal for overall best Performance in the 2 nd MBBS Examination

3.5.2 3rd MBBS Examination

Subject	Performance of Students	Criteria	Name of the Gold Medal
Parasitology	Best Performance in Parasitology	Minimum of second class upper division in 3 rd MBBS examination & distinction in Parasitology, highest aggregate in Parasitology	Prof. Sarath Edirisinghe gold medal in Parasitology
Microbiology	Best Performance in Microbiology	Minimum of second class upper division in 3 rd MBBS examination & distinction in Microbiology, highest aggregate in Microbiology	Prof. Danister Weiligama gold medal in Microbiology
Pharmacology	Best Performance in Pharmacology	Minimum of second class upper division in 3 rd MBBS examination & distinction in Pharmacology, highest aggregate in Pharmacology	Prof. Anura Weerasinghe gold medal in Pharmacology
Pathology	Best Performance in Pathology	Minimum of second class upper division in 3 rd MBBS examination & distinction in Pathology, highest aggregate in Pathology	Dr. Wasana Mendis Gold Medal in Pathology
Forensic Medicine	Best Performance in Forensic Medicine	Minimum of second class upper division in 3 rd MBBS examination & distinction in Forensic Medicine, highest aggregate in Forensic Medicine	Dr. Dhananjaya Waidyaratne gold medal in Forensic Medicine
Community Medicine	Outstanding Performance in Community Medicine	Minimum of second class lower division in 3 rd MBBS examination & distinction in Community Medicine, highest aggregate in field practice & research	Prof. Suneth Agampodi gold medal for outstanding performance in Community Medicine
	Highest aggregate in Community Medicine	Minimum of second class upper division in 3 rd MBBS examination & distinction in Community Medicine, highest aggregate in Community Medicine	Department of Community Medicine gold medal for highest aggregate in Community Medicine
3 rd MBBS overall	Best overall Performance in 3 rd MBBS Examination	Minimum of second class upper division in 3 rd MBBS examination, highest aggregate in 3 rd MBBS Examination	Dr. A.B. Senavirathna gold medal for best overall Performance in 3 rd MBBS Examination

3.5.3 Final MBBS Examination

Subject	Performance of Students	Criteria	Name of the Gold Medal
Medicine	Best Performance in Medicine	Minimum of second class upper division in final MBBS examination & distinction in Medicine, highest aggregate in Medicine	Prof. Sisira Siribaddana gold medal in Medicine
Obstetrics & Gynecology	Best Performance in Obstetrics & Gynecology	Minimum of second class upper division in final MBBS examination & distinction in Obstetrics & Gynecology, highest aggregate in Obstetrics & Gynecology	Dr. Nandana Hettigama gold medal in Obstetrics & Gynecology
Paediatrics	Best Performance in Paediatrics	Minimum of second class upper division in final MBBS examination & distinction in Paediatrics, highest aggregate in Paediatrics	Dr. Mohamed Rayes Musthafa gold medal in Paediatrics
Surgery	Best Performance in Surgery	Minimum of second class upper division in final MBBS examination & distinction in Surgery, highest aggregate in Surgery	Prof. Arjuna Panchkori Ram Aluvihare gold medal in Surgery
Final MBBS overall	Best overall Performance at the final MBBS examination	Minimum of second class upper division in final MBBS examination, highest aggregate in final MBBS examination (four subjects or five subjects)	Dr. N.J. Dahanayake Gold Medal for overall best performance at the final MBBS examination

3.6 Criteria for awarding Dean's Award

Best students in each of the following categories shall be selected for the Dean's award:

1. Dean's Award for the 2nd MBBS (based on 2nd MBBS results and extracurricular activities with proven documents from the date of entrance to the FMAS, RUSL, to the end date of 2nd MBBS repeat examination of that particular batch)
2. Dean's Award for the 3rd MBBS (based on 3rd MBBS part I, II results and extracurricular activities with proven documents from the end date of 2nd MBBS repeat examination to the end date of 3rd MBBS part II repeat examination of that particular batch)
3. Dean's Award for the Final MBBS (based on Final MBBS results and extracurricular activities with proven documents from the end date of 3rd MBBS part 2 repeat examination to the end date of final MBBS repeat examination of that particular batch)

The marking scheme considers academic performance and performance in extracurricular activities, listed below, in scoring.

- Achievements and participation in sports
- Active involvement in student societies
- Active participation and achievements in cultural/ aesthetic events
- Active involvement in organizing committees (cultural/ social/ sports/ academic event/ symposia/ religious)
- Individual and group research work and publications
- Innovations/ Patents
- Engagement in social work

Procedure

- A notice on Dean's list will be displayed on students' notice boards after every 2nd MBBS repeat, 3rd MBBS part II repeat and final MBBS repeat examinations. Students who sat for the relevant examinations can apply for the award.
- Students who have applied for the award on or before the deadline will be considered for the award and late submissions will not be entertained.
- List of students who are eligible to be in the Dean's list for a particular examination will be tabled at the Faculty Board and a certificate of achievement will be awarded.
- A certificate of achievement and the Dean's Gold Medal will be awarded for the best student of each category (2nd MBBS, 3rd MBBS, Final MBBS) at an award ceremony which will be held at the consequent Faculty Board/ convocation.

Application Procedure

- Students shall apply for the awards using the application form issued by the University. Application forms shall be available at Dean's office and can be downloaded from University web site
- Students shall submit certified copies of all the documentary evidence with the application
- Students shall submit their applications through their Mentors/Academic Advisers who shall certify the contents of the applications
- Students shall prepare and participate for an interview if the selection panel requests

Eligibility Criteria

- Students obtaining 2nd Class Lower division or above in the first attempt of the examinations (2nd MBBS/ 3rd MBBS Part-II/ Final MBBS) held during the respective year will be eligible for an award
- Students can score marks under 6 criteria. The minimum mark for academic work will be 240. The minimum total mark of 420 should be scored to be eligible for the Dean's award
- Final decision regarding the nomination will be taken by the Dean's list committee
- Final decision regarding the Dean's list should be approved at the Faculty Board, Faculty of Medicine and Allied Sciences, RUSL
- Any student who has been punished by the University and/or warned (in writing) by the Vice Chancellor or Deputy Vice Chancellor or Dean as found guilty for any misconduct [i.e. violation of university rules and regulations, examination rules and regulations, damage to the image of the university/ faculty during his/her university career (up to the respective year)] shall not be eligible for an award

3.7 Common merit list

Common merit list of all graduates in the state universities are prepared, on performance at Final MBBS examination, by the UGC and sent to the Ministry of Health after the final MBBS exam for internship appointments. Raw MCQ marks and Z scores of clinical exams are taken into account when preparing the common merit list.

3.8 Internship

Successful completion of internship is compulsory to obtain Sri Lanka Medical Council registration and to practice Medicine in Sri Lanka. It is a part of training to become a medical doctor. Without internship and Sri Lanka Medical Council registration you are unable to practice Medicine in Sri Lanka.

4. RULES AND REGULATIONS PERTAINING TO EXAMINATIONS



4.1 General examination rules and regulations

- i. Candidates shall be in attendance outside the examination hall at least 15 minutes before the commencement of each paper but shall not enter the halls until they are requested to do so by the supervisor.
- ii. On admission to the hall a candidate shall occupy the seat allotted to him and shall not change it except on the specific instructions of the supervisor.
- iii. No candidate shall be admitted to the examination hall for any reason whatsoever after the expiry of half an hour from the commencement of the examination. Nor shall a candidate be allowed to leave the hall until half an hour has lapsed from the commencement of the examination or during the last 15 minutes of the paper.
- iv. A candidate shall have his student record book and the admission card with him in the examination hall on every occasion he presents himself for a paper. His candidature is liable to be cancelled if he does not produce the record book. If he fails to bring his record book on any occasion, he shall sign a declaration in respect of the paper for which he had not produced the record book in the form provided for it, and produce the record book on the next occasion when he appears for the examination. If it is the last paper or the only paper he is sitting, he shall produce the record book to the registrar on the following day. If a candidate loses his record book in the course of the examination, he shall obtain a duplicate record book/ identity card from the registrar, for production at the examination hall.
- v. No candidate shall have on his person or in his clothes, or on the admission card, time table or record book any notes signs or formulate etc. Books, notes, parcels, hand bags etc., which a candidate has brought with him, should be kept at a place indicated by the supervisor/ invigilator.
- vi. A candidate may be required by the supervisor to declare any item in his possession or person.
- vii. No candidate shall copy or attempt to copy from any book, paper, notes, or similar material or from the scripts of another candidate. Nor shall any candidate either help another candidate or obtain help from another candidate or any other person. Nor shall any candidate conduct

himself so negligently that an opportunity is given to any other candidate to read anything written by him or to watch any practical examination performed by him. Nor shall any candidate use any other unfair means, obtain, or render improper assistance at the examination.

- viii. No candidate shall submit a practical or field book, dissertation, or project study or answer script, which has been done wholly or partly by anyone other than the candidate himself.
- ix. Candidate shall bring their own pens, ink, mathematical instruments, erasers, pencils, or any other approved equipment or stationary, which they have been, instructed to bring.
- x. Examination stationery (i.e. Writing paper, graph paper, drawing paper, ledger paper, précis paper etc.) will be supplied as and when necessary. No sheet of paper or answer book supplied to a candidate may be torn crumpled, folded or otherwise mutilated. No paper other than those supplied to him by the supervisor/ invigilator shall be used by candidates. Log tables or any other material provided shall be used with care and left behind on the desk. All the material supplied, whether used or unused, shall be left behind on the desk and not to be removed from the examination halls.
- xi. Every candidate shall enter his index number on the answer book and on every continuation paper. He shall also enter all necessary particulars as indicted in the cover of the answer book. A candidate who inserts on his script and index number other than his own is liable to be considered as having attempted to cheat. A script that bears no index number or an index number, which cannot be identified, is liable to be rejected. No candidate shall write his name or any other identifying mark on the answer script.
- xii. All calculations and rough work shall be done only on paper supplied for the examination and shall be cancelled and attached to the answer script. Such work should not be done on admission cards, timetables, question papers, record books or on any other paper. Any candidate who disregards these instructions runs the risk of being considered as having written notes or outline of answers with the intention of copying.
- xiii. Any answer or part of an answer, which is not to be considered for the purpose of assessment, shall be neatly crossed out. If the same question has been attempted in more than one place the answer or answers that are not to be counted shall be neatly crossed out.
- xiv. Candidates are under the authority of the supervisor and shall assist him by carrying out his instructions and those of his invigilators, during the examination and immediately before and after it.
- xv. Every candidate shall conduct himself in the examination hall and its precincts so as not to cause disturbance or inconvenience to the supervisor or his staff or to other candidates. In entering and leaving the hall, he shall conduct himself as quietly as possible. A candidate is liable to be excluded from the examination hall for disorderly conduct.

- xvi. Candidates shall stop work promptly when ordered by the supervisor/ invigilator to do so.
- xvii. Absolute silence shall be maintained in the examination hall and its precincts. A candidate is not permitted for any reason whatsoever to communicate or to have any dealings with any person other than the supervisor/ invigilator.
- xviii. During the course of answering a paper, no candidate shall be permitted to leave the examination hall temporarily. In case of an emergency, the supervisor/ invigilator shall grant him permission to do so but the candidate will be under his surveillance.
- xix. No person shall impersonate a candidate at the examination, nor shall any candidate allow himself to be so impersonated by another person.
- xx. Serious note will be taken of any dishonest assistance given to a candidate, by any person.
- xxi. If circumstances arise which in the opinion of the supervisor render the cancellation or postponement of the examination necessary, he shall stop the examination, collect the scripts already written and then report the matter as soon as possible to the Vice chancellor/ Registrar.
- xxii. The supervisor/ invigilator is empowered to require any candidate to make a statement in writing on any matter, which may have arisen during the course of the examination, and such statement shall be signed by the candidate. No candidate shall refuse to make such a statement or to sign it.
- xxiii. No candidate shall contact any person other than the Vice Chancellor, Dean, Head of the Department or the Registrar regarding any matter concerning the examination.
- xxiv. Every candidate shall hand over the answer script personally to the supervisor/ invigilator or remain in his seat until it is collected. On no account shall a candidate hand over his answer script to the attendant, a minor employee or another candidate.
- xxv. Every candidate who registers for an examination shall be deemed to have sat the examination unless he withdraws from the examination within the specified period or submits a medical certificate prior to the commencement of the examination. The medical certificate shall be from the university medical officer. If this is not possible, the medical certificate should be obtained from a Government Medical Practitioner, and submitted to the university medical officer at the earliest possible time.
- xxvi. When a candidate is unable to present himself for any part/ section of an examination, he shall notify or cause to be notified this fact to the Registrar immediately. This should be confirmed in writing with supporting documents within 48 hours by registered post.
- xxvii. A student who withdraws or absents himself from the examination shall not be eligible for classes at the next examination unless the senate decides otherwise.

xxviii. No student shall sit an examination, if he has exhausted the number of attempts that he is allowed to sit that particular examination, unless he has been granted special permission to do so by the Senate.

4.2 Examination irregularities and punishments

The regulations (amended) concerning examination procedures, examination irregularities and punishments prepared by the committee appointed at the 162nd and 174th University Senate Meetings on 16th May 2013 and 20th June 2014 respectively.

These amended regulations will be referred to as “No. 1 of 1989 regulations concerning examination procedures, examination irregularities and punishments (amended) 2014” and is effective from 20th August 2015.

A. Examination Irregularities

Examination Irregularities are classified briefly as follows.

1. Keeping unauthorized documents in possession.
2. Copying and plagiarism.
3. Cheating.
4. Removing examination stationery belonging to the university out of the examination hall.
5. Disorderly conduct.
6. Impersonation.
7. Getting to know the contents of a question paper unlawfully or attempting to do so.
8. Aiding and abetting examination irregularities.
9. Influencing supervisors, invigilators or other examination officers unlawfully and not adhering to the instructions.
10. Being guilty of the same examination irregularity for the second time.
11. Using or keeping in possession of cellular phones or any such communication devices or unauthorized equipment in the examination hall.
12. Any other examination irregularity determined by the University Senate.

B. Punishments for examination irregularities

1. Keeping unauthorized documents in possession:

Cancellation of the results of the subject in which the examination irregularity committed and prohibition of the relevant examinations conducted by the university for a minimum of one (01) semester and a maximum of three (03) semesters and any other punishments imposed, on the recommendation of the University disciplinary committee. The period of punishment will be effective from the first day of the semester immediately following the semester in which the examination irregularity committed.

2. Copying and plagiarism:

Cancellation of the results of the subject in which the examination irregularity committed and prohibition of the relevant examinations conducted by the university for a minimum of one (01) semester and a maximum of three (03) semesters and any other punishments imposed, on the recommendation of the University disciplinary committee. The period of punishment will be effective from the first day of the semester immediately following the semester in which the examination irregularity committed.

3. Cheating:

Cancellation of the results of the subject in which the examination irregularity committed and prohibition of the relevant examinations conducted by the university for a minimum of one (01) semester and a maximum of two (02) semesters and any other punishments imposed, on the recommendation of the University disciplinary committee. The period of punishment will be effective from the first day of the semester immediately following the semester in which the examination irregularity committed.

4. Removing examination stationery belonging to the university out of the examination hall:

Cancellation of the results of the subject in which the examination irregularity committed and any other punishments imposed, on the recommendation of the University disciplinary committee.

5. Disorderly conduct:

Cancellation of the results of the subject in which the examination irregularity committed and prohibition of the relevant examinations conducted by the university for a minimum of one (01) semester and a maximum of three (03) semesters and any other punishments imposed, on the recommendation of the University disciplinary committee. The period of punishment will be effective from the first day of the semester immediately following the semester in which the examination irregularity committed.

6. Impersonation:

Cancellation of the results of the subject in which the examination irregularity committed and prohibition of the relevant examinations conducted by the university for a minimum of four (04) semesters and a maximum of eight (08) semesters and any other punishments imposed, on the recommendation of the University disciplinary committee. The period of punishment will be effective from the first day of the semester immediately following the semester in which the examination irregularity committed. If the imposter (second party) is a student of the Rajarata University of Sri Lanka Prohibition of the relevant examinations conducted by the university for a minimum of four (04) semesters and a maximum of eight (08) semesters and any other punishments imposed, on the recommendation of the University disciplinary committee. The period of punishment will be effective from the first day of the semester immediately following the semester in which the examination irregularity committed. If the imposter is not a student of the Rajarata University of Sri Lanka, the University shall be at liberty to file a criminal charge of impersonation in a court of law against the person.

7. Getting to know the contents of a question paper unlawfully or attempting to do so:

Cancellation of the results of the subject in which the examination irregularity committed and prohibition of the relevant examinations conducted by the university for a minimum of one (01) semester and a maximum of two (02) semesters and any other punishments imposed, on the recommendation of the University disciplinary committee. The period of punishment will be effective from the first day of the semester immediately following the semester in which the examination irregularity committed.

8. Aiding and abetting examination irregularities:

Cancellation of the results of the subject in which the examination irregularity committed and any other punishments imposed, on the recommendation of the University disciplinary committee.

9. Influencing supervisors, invigilators or other examination officers unlawfully and not adhering to the instructions:

Punishments imposed, on the recommendation of the University disciplinary committee.

10. Being guilty of any examination irregularity for the second time: Cancellation of the studentship.

11. Using or keeping in possession of cellular phones or any such communication devices or unauthorized equipment in the examination hall:

Cancellation of the results of the subject in which the examination irregularity committed and prohibition of the relevant examinations conducted by the university for a minimum of one (01) semester and a maximum of three (03) semesters and any other punishments imposed, on the recommendation of the University disciplinary committee. The period of punishment will be effective from the first day of the semester immediately following the semester in which the examination irregularity committed.

12. Any other examination irregularity determined by the University Senate:

Punishments imposed, on the recommendation of the University disciplinary committee. 04 Other punishments. In addition to the above punishments, the following punishments could be imposed on the recommendation of the University disciplinary committee.

- Not granting a class pass.
- Limiting the maximum marks for re-sitting a cancelled paper to an ordinary pass ("C" Grade).
- Suspension or cancellation of scholarships and bursaries.
- Not being called for the convocation (degree conferred in absentia)
- Delaying the release of results of the final examination and other relevant records by one year.

University disciplinary committee shall be at liberty to increase the punishments prescribed in the previous chapters, considering the nature of the examination irregularity committed. The punishments recommended by the University disciplinary committee will be executed on the approval of the University Senate.

4.3 Examination rules applicable to the MBBS degree course

- (a) The number of attempts at the 2nd MBBS examination is limited to four while the maximum period of study in the faculty is 10 years. Passing the 2nd MBBS examination is compulsory to continue the course.
- (b) The examination immediately following the completion of the course shall be deemed to be the first available examination.
- I. To “sit an examination” denotes taking all components of the examination needed for completion of the examination, at one sitting of the same examination.
 - II. A student must sit the first available examination unless a valid excuse has been submitted to the faculty and accepted by the Senate.
 - III. This first available opportunity to sit an examination shall be considered the first attempt whether the student “sits the examination or not”.
- (c) In the event of an excuse submitted to the faculty for failure to sit an available examination being accepted by the senate, that examination shall not be considered an attempt.
A valid excuse shall be,
- *an illness* – In case of illness while in residence, the student should consult the University/Faculty Medical Officer at the Student Health Center immediately. If a student falls sick at home or elsewhere during sessions or examination time, the student or his/her guardian should inform the Dean of the faculty within 5 days by telegram, telephone, fax or email followed by a letter indicating the nature of illness and the name of the attending doctor. The student should report to the University Medical Officer with a valid medical certificate as early as possible.
 - *a personal problem involving an immediate family member* – In case of a personal problem involving an immediate family member, the student should contact the Dean of faculty immediately by telegram, email or fax followed by a letter indicating the circumstances leading to his or her being absent from the examination. The Faculty Board will consider his/her excuse. Grounds for consideration would be,
 - i) Death of an immediate family member (immediate family members considered for this purpose are parents and siblings)
 - ii) Serious illness of an immediate family member requiring personal attention by the student, certified by a Medical Practitioner as per Senate rules governing medical certificates.
 - Students participating in a University or National level event for which prior permission has been obtained from the Dean.
 - Any other cause such as a natural disaster certified by a competent authority clearly precluding a student from sitting the examination.

- (d) If the Senate has accepted the excuse for failure to sit the first available examination, the examination immediately following on the expiry of the period of postponement recommended by the faculty and accepted by the Senate shall be the student's first attempt. Any subsequent attempt must be taken at the very next available examination, subject to the provision in respect of a valid excuse as defined in above.
- (e) In the absence of an accepted excuse, failure to sit the first available examination will be considered an unsuccessful attempt at the Examination.
- (f) At any given examination, a student must take all subjects in which he needs to pass to complete the examination.
- (g) Examination marks and honors

Average for whole examination

70% or above	1 st Class
65-69%	2 nd Class (upper division)
60-64%	2 nd Class (lower division)
50-59%	Pass
Below 50%	Fail

Average for each subject

70% or above	Distinction
50-69%	Pass
Below 50%	Fail

Classes and distinctions are only awarded to candidates who pass the whole examination at the 1st attempt.

5. DISCIPLINE AND CONDUCT



Students should maintain proper standards of conduct and behaviour within the faculty and hostels and also outside. A student guilty of misdemeanour is liable to be suspended for a varying period of time or be expelled from the University. A few matters relating to conduct and discipline are highlighted below.

Medical students are warned that it is illegal to engage in any form of medical practice, such as working with a general practitioner even under supervision, before lawfully qualifying as a doctor. Doing so could result in severe disciplinary action by the faculty and prosecution by the police in a court-of-law. The Sri Lanka Medical Council could even withhold registration to practice as a medical practitioner in Sri Lanka.

5.1 General rules and regulations

Student Identity Card

Students must obtain their identity cards on admission to this University from the student Registration Branch, housed in the Senate building at Mihintale. The student identity card must be carried by the student during all times when within faculty premises. If lost, it must be immediately reported to Dean's office with a police certificate to that effect. An additional fee will be charged for replacement of the identity card.

Student Registration

In accordance with the rules of the Rajarata University of Sri Lanka, students are required to register at the commencement of the academic programme, and at the beginning of each academic year thereafter. Registration will be coordinated by the Students Service Unit, FMAS.

Dress

Dress should be clean, neat and simple. Shorts, miniskirts (above knee level) and rubber slippers should not be worn within the faculty premises. The students are not allowed to cover the face when participating in any teaching /learning and examination related activities.

Dissatisfaction and Discontent

Student disagreement, dissatisfaction and discontent had been dealt with through dialogue and not through strikes from the beginning of the faculty. We believe that strikes are not weapons to be used by medical students and doctors.

Alcohol and Smoking

Consumption of alcohol and smoking on faculty premises and in hostels is strictly forbidden. Serious disciplinary actions shall be taken for such misbehaviours.

Tidiness and cleanliness of the faculty

Please keep the Faculty clean and tidy. Litter should be thrown into litterbins. Students are not permitted to paste posters on walls. They may be displayed on a frame. Toilets and student discussion areas should be kept clean.

Punctuality and Attendance

Students must make every effort not to be late for classes. Students who are late by more than 10 minutes for a class will be marked absent.

Eighty percent (80%) attendance is required at practicals, Small Group Discussions, Tutorials and Problem Based Learning sessions in order to sit for the next continuous assessment or final assessment. Hundred percent (100%) attendance is mandatory for the successful completion of clinical appointments.

A student should not be absent without leave. Students who require leave should apply in writing to the Dean in advance (Annexure 1). If absence is due to unforeseen circumstances, the leave application should be submitted as soon as possible, not later than the first day of the student's return to the class.

In case of illness extending for three days or more, a medical certificate issued by the Chief Medical Officer (CMO) of RUSL should be submitted to the Dean. If a medical certificate is issued by a doctor other than the CMO, it should be certified by the CMO.

Fees and Payments

Fees, where necessary, should be paid on due dates.

Meetings/Functions of student societies/bodies

Student societies shall hold meetings/functions subject on the condition that prior permission has been obtained from the Dean.

Such requests should be forwarded through the Senior Treasurer of the society and should contain the following particulars:

- Time date and place of the meeting/function
- Names of speakers (where applicable) and
- Whether any person other than a student or a teacher of the Rajarata University has been invited to the meeting

5.2 Ragging

Ragging (*navaka vadaya*) in any form is considered a grave offence. The faculty has declared that it has zero tolerance for ragging. The student if proved to have engaged in any form of ragging will have to face serious disciplinary actions such as suspension or expulsion. The offences listed in the Prohibition of Ragging and Other Forms of Violence in Educational Institutions Act No.20 of 1998 (Annexure 2) are:

- a) forcible occupation and damage to property of an educational institution
- b) ragging
- c) hostage taking
- d) wrongful restraint
- e) unlawful confinement

Any incident of ragging should be reported to the Dean, Faculty Proctor or Student Counselors immediately. In addition, students are encouraged to use the online complaints and redress mechanism for ragging, that has been developed and centrally managed by the UGC with the aim of establishing a violence free environment in universities where students and staff can work with security and dignity (<http://www.ugc.ac.lk/rag/>).

**Ragging complaint portal / නවක වදය හා සම්බන්ධ පැමිණිලි ඉදිරිපත් කිරීමේ බිහිදොර /
பகிடிவதை முறைப்பாட்டு வாயில்**

<http://www.ugc.ac.lk/rag/>



Deputy Proctor - FMAS: Dr. Anjana Silva (Phone: +9471 4400313)

6. SERVICES



6.1 Student counselling services

Student counselors are available in the faculty to support students in their personal health and academic matters. The names and contact details of the current student counselors are as follows:

Name	Designation	Department	Contact No
Dr. RDNC Sarathchandra	Senior Student Counselor	Department of Medicine	077-4743366
Dr. NKA Silva	Student Counselor	Department of Parasitology	071-4400313
Dr. WW Kumbukgolla	Student Counselor	Department of Biochemistry	076-7079768
Dr. BAM Wickramasinghe	Student Counselor/ Consultant Psychiatrist	Department of Psychiatry	071-9415822
Dr. SPAS Senadheera	Student Counselor	Department of Biochemistry	071-3474466

6.2 Health services

The Student Health Center is a faculty resource and medical service center for all medical students in the faculty. It offers universal walk-in medical services. The main goal of the Student Health Center is to maximize the students' academic performance by supporting them in maintaining the best possible physical and mental health in a confidential, safe and nurturing environment.

The center is located at west corner (ground floor) of the paraclinical building. It operates from 11.30 a.m. to 12.30 p.m. and 3.00 p.m. to 4.00 p.m. on working days. For more details please visit: www.rjt.ac.lk/med/component/k2/item/178-studenthealth-center.

- Services:**
- Emergency care
 - Wound care
 - Referrals to specialists
 - Primary care
 - Maintenance of confidential student health records
 - Provision of advices on ergonomics

Volunteer Staff

Chief Medical Officer: Dr. PHG Janaka Pushpakumara

Medical Officers:	Dr. TC Agampodi (Founder)	Dr. SP Wickramage
	Dr. HECS Kumara	Dr. AMMV Kumari
Consultants	Dr. SMA Jayawardana	Dr. CS Paththinige
	Dr. PRSRJ Bandara	Dr. NKA Silva
	Dr. WGSS Waiddyanatha	Dr. D Rathish
	Dr. MGRSS Gunathilaka	Dr. JMDD Jayasundara
	Dr. YPJN Warnasekara	Dr. RMSI Rajapakse
	Prof. SH Siribaddana	Prof. SB Agampodi
	Dr. MRP Weerawansa	Dr. RDNC Sarathchandra
	Dr. NC Lokunarangoda	Dr. SPB Thalaspitiya
	Dr. Hemal Senanayaka	Dr. Senaka Pilapitiya
	Dr. WSMKJ Senanayake	Dr. S Srishankar
Dr. NP Hettigama	Dr. DM Ajith Kumara	
Dr. BAM Wickramasinghe	Dr. SMBH Abeyratne	

Support staff Ms. RMLMKR Bambaragama

In addition to this center, the university health center located in the main campus, at Mihintale, that also provides health care facilities to all the university students via a daily out patient service.

6.3 Accommodation

All students who fulfill the eligibility criteria to receive hostel facilities will be provided with hostels for accommodation from first year onwards.

Academic Wardens

- **Dr. KADLP Kariyawasam**
(Academic Warden-Male)
Senior Lecturer
Radiology & Anesthesiology Unit
077-3021611
- **Dr. MVS Mendis**
(Academic Warden-Female)
Senior Lecturer
Department of Pathology
077-3408628

Sub wardens

- Mr. RIU Nirmal
- Ms. DMJS Dissanayake

Main Hostels:

- **Pandukabhaya Hostel**, Bulankulama Disamawatha, Stage 2
- **Wijayabahu Hostel**, Faculty Premises, Saliyapura

Other Hostels (Male)

Dias Abeyratne hostel, RMI Pushpalatha, 6, Railway station Rd, Saliyapura.

Gamunu Hostel, Saliyapura.

Ranaweera hostel, No 27/B, Gambabha Mawataha, Puliyankulama.

Nandanee hostel, 150/C, Gambabha Mawataha, Puliyankulama.

SMA Pushpakumara, "Sureka", Gam Saba Mw, Puliyankulama, Saliyapura.

DUS Karunadasa, 3rd Lane, Galwala Junction, Saliyapura.

L Liyanage, 92, Old Water Tank Rd, Theppankulama, Saliyapura.

KMGP Karawita, 435, Old post 4, Pankulama, Jaffna Rd, Saliyapura.

Other Hostels (Female)

Ground Hostel, Faculty Premises, Saliyapura.

Dissanayake Hostel, Anuradhapura.

Amarasena Hostel, Anuradhapura.

6.4 Financial support and scholarships

Mahapola scholarship

The Mahapola Trust Fund of the Ministry of Trade and Shipping awards Mahapola Scholarships to selected students entering the university.

University Bursary assistance scheme

Bursary assistance is awarded to selected students not receiving the Mahapola scholarship.

Saubhagya students' scholarship scheme

In addition to Mahapola and University Bursary assistance schemes, students can apply for the faculty Saubhagya students' scholarship scheme, which operates under the guidance of Dr. SP Wickramage (founder and coordinator of Saubhagya students' scholarship scheme). More details could be obtained from the Department of Physiology.

6.5 Library

Library services were described in 2.10.1 under Academic Supporting Centers. Medicine faculty library is open to users from 0830h - 2215h from Monday-Friday and from 0830h - 1630h in weekends and public holidays. Professorial unit library is open to users from 1000h - 2215h from Monday-Friday and from 0830h - 1630h in Saturday.

6.6 Reading room

The reading room is a part of the library designated for quiet, individual study. The room is fully covered by the Wifi network and most tables have nearby electrical outlets. Opening hours similar to the library opening hours.

6.7 Internet Services and Computer Laboratory

All the departments of the Faculty and library is equipped with the 4 Mbps internet connections and additional Wifi facilities. Wifi zones are operated in student canteen, common rooms and almost all open lobbies of the Faculty. These facilities are to be used strictly for educational activities.

6.8 Faculty website

The Faculty website is intended to provide information, materials, and guidance for all academic work. Information on all the administrative and supportive services are available in this website. This website is regularly updated and students are expected to access the website to get the recent updates and important news. Faculty website can be accessed at www.rjt.ac.lk/med/.

6.9 English Language Teaching Unit (ELTU)

The ELTU conducts an Intensive English course for newly admitted students immediately after admission to the university. Students have access to an English Language Laboratory at the main campus, Mihintale where they are able to study under the guidance of qualified instructors.

6.10 Cafeteria facilities

Canteens in the Faculty and professorial unit

The canteen in the faculty provides breakfast, lunch and dinner at concessionary rates in addition to snacks and beverages.

Milk bar

The milk bar in the faculty premises is kept open on weekdays and provides snacks and beverages at a reasonable price.

6.11 Drinking water facilities

There is water purified by reverse osmosis (RO) technique available at all the canteens and student hostels.

6.12 Sports facilities

Sports facilities for badminton, netball, volleyball and cricket etc. are provided under the guidance of the Director of Physical Education. Students can engage in outdoor sports in the sports ground located within the faculty premises.

6.13 Cultural activities

An active cultural center operates in the main campus Mihintale, and the students are encouraged to make maximum use of this facility.

6.14 Banking facilities

Financial transaction facilities can be obtained via a Bank of Ceylon (BOC) ATM outlet located just outside the faculty premises.

6.15 Postal services

Postal services can be obtained via the sub post office located in the faculty premises.

6.16 Other facilities

Photocopy and printing facilities at a low cost are available in the photocopy center in canteen area of the faculty. The Professorial unit comprises facilities such as an air-conditioned auditorium, seminar halls and laboratories.

6.17 Students' union

Medical Faculty Students' Union is the main student body.

Senior Treasurer Dr. NP Hettigama, Senior Lecturer (Phone: +9471 8538539)

7. UNIVERSITY LIFE



“University life is about far more than just getting a degree; it is about meeting and working with people, having fun and most of all, growing up to be a responsible citizen.”

The academic programme for the undergraduates of FMAS take place within the faculty premises as well as the THA and field practice areas. In addition to timetabled teaching/learning activities, students are encouraged to pursue their interests in research, sports, religious activities and the performing arts.



8. AFFILIATED HOSPITALS AND FIELD PRACTICE AREAS



8.1 Teaching Hospital – Anuradhapura (THA)

THA is the third largest hospital in Sri Lanka and is situated in Anuradhapura city, 7 km away from the faculty. It serves as the main referral center in the North Central Province. THA has capacity of nearly 3000 beds. In 2016, it served more than 260,000 and 140,000 individuals as out-patient and in-patient basis respectively. It played a major role in functioning as a trauma management hospital caring for war casualties in the last stage of the humanitarian war in Sri Lanka. THA is the principal clinical teaching facility of the faculty.

General Information

Telephone: +9425 2222261-3, +9425 2228813, +9425 2224810
Fax: +9425 2225616

Director (Acting): Dr. DMS Samaraweera
Deputy Director: Dr. IDMJ Wickramaratne

The list of Consultants:

Dr. RMSK Rathnayake	Consultant Physician
Dr. MMNN Senavirathna	Consultant Physician
Dr. PAJS Fernando	Consultant Physician
Dr. OMS Weerasinghe	Consultant Physician
Dr. MABS Millavithana	Consultant Physician – OPD
Dr. MIF Rifath	Consultant Physician (Acting)
Dr. KMM Kulasekara	Consultant General Surgeon
Dr. VY Sabarathnam	Consultant General Surgeon
Dr. SHD Sumith Warnasuriya	Consultant Obstetrician and Gynecologist
Dr. NWAJK Premadasa	Consultant Obstetrician and Gynecologist
Dr. KKMD Chandradasa	Consultant Paediatrician
Dr. TUN De Silva	Consultant Paediatrician
Dr. LAHG Liyanaarachchi	Consultant Paediatrician
Dr. SAC Dalpadadu	Consultant Paediatric Neurologist (Acting)

Dr. IR Rangunathen	Consultant Pediatric Cardiologist
Dr. ATTMSS Thennakoon	Consultant Neonatologist
Dr. S Kamaladeepan	Consultant Pediatric Intensivist
Dr. VH Vitharana	Consultant Pediatric Surgeon
Dr. Anuradha Ellepola	Consultant Psychiatrist
Dr. SW Kotalawala	Consultant Child & Adolescent Psychiatrist
Dr. PHD Dharmawardhana	Consultant Cardiologist
Dr. MHM Zacky	Consultant Cardiologist
Dr. UADD Munidasa	Consultant Dermatologist
Dr. JAMB Sumanasena	Consultant Dermatologist
Dr. SH Atukorale	Consultant Rheumatologist
Dr. BA Sadath	Consultant Nephrologist
Dr. PN Rajakrishnan	Consultant Nephrologist
Dr. HPMC Caldera	Consultant Neurologist
Dr. P Perera	Consultant Neurologist
Dr. Ajith Karawita	Consultant Venereologist
Dr. NANK Nettikumara	Consultant Oncologist
Dr. HT Samadara Sripali	Consultant Oncologist
Dr. YN Harischandra	Consultant Chest Physician
Dr. MWS Niranjala	Consultant Endocrinologist
Dr. KRP Perera	Consultant Gastroenterologist
Dr. APK Asela Hangilipola	Consultant Ophthalmologist
Dr. Mahesh Gamage	Consultant Ophthalmologist
Dr. MN Samarakoon	Consultant Vitreoretinal Surgeon (Acting)
Dr. Daminda Dominguarachchi	Consultant ENT Surgeon
Dr. Rukmali T Rupasinghe	Consultant ENT Surgeon
Dr. K Sairam	Consultant Orthopedic Surgeon
Dr. WMNC Wijesinghe	Consultant Orthopedic Surgeon
Dr. FS Samaranayaka	Consultant Gastroenterology Surgeon
Dr. T Aravinthan	Consultant Genitourinary Surgeon
Dr. Joel Arudchelvam	Consultant Vascular & Transplant Surgeon
Dr. MMNA Marasinghe	Consultant Vascular & Transplant Surgeon
Dr. YB Koralage	Consultant Neurosurgeon
Dr. HHAS Rathnayake	Consultant Plastic Surgeon
Dr. PR Nanayakkara	Consultant Oncosurgeon
Dr. JM Subasinghe	Consultant Orthodontist
Dr. KMS Kosgoda	Consultant OMF Surgeon
Dr. Uthpala Malwatta	Consultant in Restorative Dentistry
Dr. SMHMK Senanayake	Consultant Judicial Medical Officer

Dr. TS Jayaweera	Consultant Anesthetist
Dr. JMBBP Jayathilaka	Consultant Anesthetist (Acting)
Dr. DG Punchihewa	Consultant Intensivist (Acting)
Dr. AMADM Alagiyawanna	Consultant Radiologist
Dr. R Sivapathem	Consultant Radiologist
Dr. KA Fernando	Consultant Radiologist (Acting)
Dr. KADS Jayarathne	Consultant Hematologist
Dr. WHE Alwis	Consultant Histopathologist
Dr. TN Warusawithana	Consultant Histopathologist
Dr. BP Ranathunga	Consultant Histopathologist
Dr. HTN Hewageegana	Consultant Chemical Pathologist
Dr. KADDP Kuruppu	Consultant Transfusion Physician
Dr. KOMDT Senanayaka	Consultant Microbiologist
Dr. TKGS Sumathipala	Consultant Medical Virologist

Prof Unit Consultants:

Prof. Sisira Siribaddana	Professor of Medicine
Dr. Prasanna Weerawansa	Consultant Physician
Dr. Senaka Pilapitiya	Consultant Physician
Dr. Niroschan Lokunarangoda	Consultant Physician
Dr. Chamara Sarathchandra	Consultant Physician
Dr. Hemal Senanayaka	Consultant Physician
Dr. Nuwan Premawardhana	Consultant Physician
Dr. Sujeewa Thalagaspitiya	Consultant Surgeon
Dr. S Srishankar	Consultant Surgeon
Dr. Kithsiri Senanayaka	Consultant Surgeon (Acting)
Dr. Nanadana Hettigama	Consultant Obstetrician and Gynecologist
Dr. DM Ajith Kumara	Consultant Obstetrician and Gynecologist
Dr. Sunith Madanasingha	Consultant Paediatrician
Dr. Anuprabha Wickramasinghe	Consultant Psychiatrist
Dr. SMBH Abeyratne	Consultant Psychiatrist (Acting)
Dr. RAWN Karunarathna	Consultant Histopathologist (Acting)
Dr. LADRLP Kariyawasam	Consultant Anesthetist

8.2 Field practice areas, hospitals and centers

- MOH Nuwaragampalatha East
- MOH Nuwaragampalatha Central
- MOH Rajanganaya
- MOH Thirappane
- MOH Mihintale
- MOH Nochchiyagama
- Base Hospital Thambuththegama
- District Hospital Rambewa
- District General Hospital Kilinochchi
- Divisional Hospital Rajanganaya Yaya 5
- Divisional Hospital Thammannawa
- Water treatment plant, Thuruvila
- Medical Registrar Office Anuradhapura
- Regional Director of Health Office Anuradhapura

ANNEXURE 1

APPLICATION FORM FOR SPECIAL LEAVE

(For **all students** registered in the Faculty of Medicine and Allied Sciences, Rajarata University of Sri Lanka)

** Includes: Leave for overseas travel

Any other leave of absence from academic activities for more than one week

1. Full name of applicant:
2. Registration No.:
3. National Identity Card No.:
4. Purpose for which the leave is applied for
.....
.....
.....
5. Duration of leave requested: From To
6. Are there academic activities scheduled for your batch, during the applied for period of leave:
Yes/No
7. If Yes, give details of arrangements to cover academic activities (attach relevant letters).....
8. If No, provide proof by attaching a copy of the time table/academic schedule relevant to you for the specified period, certified by the Registrar.
9. I hereby declare that the information I have supplied in this form is correct.

Signature of the applicant:

Date:

For Office Use Only

Application accepted on:

Faculty Board Approval: Recommended/Not recommended

Date:

Signature of Dean:

Date:

Reference number:

Date stamp:

ANNEXURE 2

PROHIBITION OF RAGGING AND OTHER FORMS OF VIOLENCE IN EDUCATIONAL INSTITUTIONS

An act to eliminate ragging and other forms of violence, and cruel, inhuman and degrading treatment, from educational institutions

BE it enacted by the Parliament of the Democratic, Socialist Republic of Sri Lanka as follows:

29th April, 1998

- Short title. 1. This Act may be cited as the Prohibition of Ragging and Other Forms of Violence in Educational Institutions Act, No. 20 of 1998.
- Ragging. 2.
- (1) Any person who commits, or participates in; ragging, within or outside an educational institution, shall be guilty of an offence under this Act and shall on conviction after summary trial before a Magistrate be liable, to rigorous imprisonment for a term not exceeding two years and may also be ordered to pay compensation of an amount determined by court, to the person in respect of whom the offence was committed for the injuries caused to such person.
- (2) A person who, whilst committing ragging causes sexual harassment or grievous hurt to any student or a member of the staff, of an educational institution shall be guilty of an offence under this Act and shall on conviction after summary trial before a Magistrate be liable to imprisonment for a term not exceeding ten years and may -also be ordered to pay compensation of an amount determined by court, to the person in respect of whom the offence was committed for the injuries caused to such person.
- Criminal intimidation, 3. Any person who, within or outside an educational institution, threatens, verbally or in writing, to cause injury to the person, reputation or property of any student or a member of the staff, of all educational institution (in this section referred to as "the victim") or to the person, reputation or property of some other person in whom the victim is interested, with the intention of causing fear in the victim or of compelling the victim to do any act which the victim is not legally required to do, or to omit to do any act which the victim is entitled to do, shall be guilty of an offence under this Act and shall on conviction after summary trial before a Magistrate be liable to rigorous imprisonment for a term not exceeding five years.
- Hostage taking. 4. Any person who does any act by which the personal liberty and the freedom of movement of any student or a member of the staff of an educational institution or other person within such educational institution or any premises under the management and control of such educational institution, is restrained without lawful justification and for the purpose of forcing such student, member of the staff

or person to take a particular course of action, shall be guilty of an offence under this Act and shall on conviction after summary trial before a Magistrate, be liable to rigorous imprisonment for a term not exceeding seven years.

Wrongful restraint.

5. Any person who unlawfully obstructs any student or a member of the staff of an educational institution, in such a manner as to prevent such student or member of the staff from proceeding in any direction in which such student or member of the staff, has a right to proceed, shall be guilty of an offence under this Act and shall on conviction after summary trial before a Magistrate be liable to rigorous imprisonment for a term not exceeding seven years.

Unlawful confinement.

6. Any person who unlawfully restrains any student or a member of the staff of an educational institution in such a manner as to prevent such student or member of the staff from proceeding beyond certain circumscribing limits, shall be guilty of an offence under this Act and shall on conviction after summary trial before a Magistrate be liable to imprisonment for a term not exceeding seven years.

Forcible occupation and damage to property of an educational institution.

7.

(1) Any person who, without lawful excuse, occupies, by force, any premises of, or under the management or control of, an educational institution shall be guilty of an offence under this Act, and shall on conviction after summary trial before a Magistrate be liable to imprisonment for a term not exceeding ten years or to a fine not exceeding ten thousand rupees or to both such imprisonment and fine.

(2) Any person who causes mischief in respect of any property of, or under the management or control of, an educational institution shall be guilty of an offence under this Act and shall on conviction after summary trial before a Magistrate be liable to imprisonment for a term not exceeding twenty years and a fine of five thousand rupees or three times the amount of the loss or damage caused to such property, whichever amount is higher.

Orders of expulsion or dismissal.

8. Where a person is convicted of an offence under this Act, the court may, having regard to the gravity of the offence”

(a) in any case where the person convicted is a student of an educational institution, order that such person be expelled from such institution ;

(b) in any case where the person convicted is a member of the staff of an educational institution, order that such person be dismissed from such educational institution.

Bail.

9.

(1) A person suspected or accused of committing an offence under subsection

(2) of section 2 or section 4 of this Act shall not be released on bail except by the judge of a High Court established by Article 154P of the Constitution. In

exercising his discretion to grant bail such Judge shall have regard to the provisions of section 14 of the Bail Act, No. 30 of 1997.

(2) Where a person is convicted of an offence under subsection (2) of section 2 or section 4 of this Act, and an appeal is preferred against such conviction, the Court convicting such person may, taking into consideration the gravity of the offence and the antecedents of the person convicted, either release or refuse to release, such person on bail.

- | | |
|--|--|
| Certain Provisions of the Code of Criminal Procedure Act not to apply to persons convicted or found guilty of an offence under this Act. | 10. Notwithstanding anything in the Code of Criminal Procedure Act, No, 15 of 1979”

(a) the provisions of section 303 of that Act shall not apply in the case of any person who is convicted,

(b) the provisions of section 306 of that Act shall not apply in the case of any person who pleads or is found guilty,

by or before any court of any offence under subsection (2) of section 2 or section 4 of this Act. |
| Offences under this Act deemed to be cognizable offences. | 11. All offences under this Act shall be deemed to be cognizable Offences for the purposes of the application of the provisions of the Code of Criminal Procedure Act, No. 15 of 1979, notwithstanding anything contained in the First Schedule to that Act. |
| Certificate. | 12. Where in any prosecution for an offence under this Act, a question arises whether any person is a student or a member of the staff of an educational institution or whether any premises or property is the property of, or is under the management and control of, an educational institution a certificate purporting to be under the hand of the head or other officer of such educational institution to the effect that the person named therein is a student or a member of the staff of such educational institution, or that the premises or property specified therein is the property of, or is under the management and control of, such educational institution, shall be admissible in evidence without proof of signature and shall be prima facie evidence of the facts stated therein. |
| Admissibility of statement in evidence. | 13.

(1) If in the course, of a trial for an offence under this Act, any witness shall on any material point contradict either expressly or by necessary implication a statement previously given by him in the course of any investigation into such offence, it shall be lawful for the Magistrate if, after due inquiry into the circumstances in which the statement was made, he considers it safe and just ” |

(a) to act upon the statement given by the witness in the course of the investigation, if such statement is corroborated in material particulars by evidence from an independent source; and

(b) to have such witness at the conclusion of such trial, tried before such court upon a charge for intentionally giving false evidence in a stage of a judicial proceeding,

(2) At any trial under paragraph (b) of subsection (1) it shall be sufficient to prove that the accused made the contradictory statements alleged in the charge and it shall not be necessary to prove which of such statements is false.

Provisions of this Act to be in addition to and not in derogation of the provisions of the Penal Code & c. 14. The provisions of this Act shall be in addition to and not in derogation of, the provisions of the Penal Code, the Convention Against Torture and Oilier Cruel, Inhuman or Degrading Treatment or Punishment Act, No. 22 of 1994 or any other law.

Priority for trials and appeals under this Act. 15. Every Court shall give priority to the trial of any person charged with any offence under this Act and to the bearing of any appeal from the conviction of any person for appeals under any such offence and any sentence imposed on such conviction.

Sinhala text to Prevail in case of inconsistency 17. In this Act unless the context otherwise requires " "criminal force", "fear", "force", "grievous hurt", "hurt" and "mischief shall have the respective meanings assigned to them in the Penal Code;

"educational institution" means –

(a) a Higher Educational Institution;

(b) any other Institution recognized under Chapter IV of the Universities Act, No, 16 of 1978;

(c) the Buddhist and Pali University established by the Buddhist and Pali University of Sri Lanka Act, No. 74 of 1981;

(d) the Buddha Sravaka Bhikku University, established by the Buddha Sravaka Bhikku University Act, No. 26 of 1996;

(e) any Institute registered under section 14 of the Tertiary and Vocational Education Act, No. 20 of 1990;

(f) any Advanced Technical Institute established under the Sri Lanka Institute- of Technical Education Act, No. 29 of 1995;

(g) a Pirivena registered under the Pirivena Education Act, No. 64 of 1979 and receiving grants from State funds and includes a Pirivena Training Institute established under that Act;

(h) the Sri Lanka Law College;

(i) the National Institute of Education established; by the National Institute of Education Act, No.

(j) the College of Education established by the: Colleges of Education Act, No. 30 of 1986, or a Training College;

(k) a Government school or an assisted school or an unaided school, within the meaning of the Education Ordinance (Chapter 185);

and includes any other institution established for the purpose of providing education, instruction or training;

“head of an educational institution” means the Vice- Cancellor, Mahopadyaya, Director, President, Principal or any other person howsoever designated charged with the administration and management of the affairs of such educational institution;

“Higher Educational institution” has the meaning assigned to it in the Universities Act, No. 16 of 1978;

“ragging” means any act which causes or is likely to cause physical or psychological injury or mental pain or : fear to a student or a member of the staff of an educational institution;

“student” means a student of an educational institution;

“sexual harassment” means the use of criminal force, words or actions to cause sexual annoyance or harassment to a student or a member of the staff, of an educational institution;



**Faculty of Medicine and Allied Sciences
Rajarata University of Sri Lanka
Jaffna Road
Saliyapura, Sri Lanka, 50008
Web: <http://www.rjt.ac.lk/med/>
Tel: (+94)252234462 / Fax: (+94) 252234464**